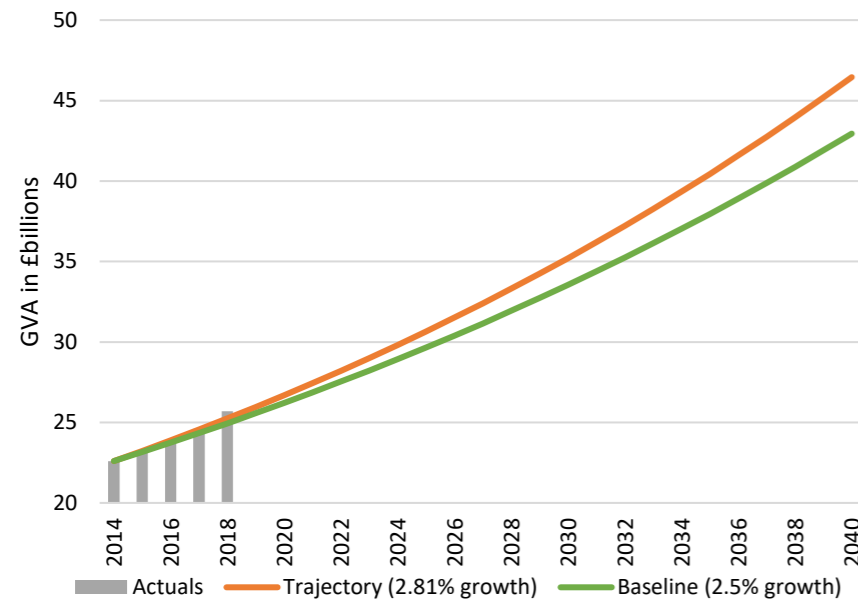


Baseline: Current trend without Devolution Deal interventions  
 Outturn data source: GVA and Jobs - Office of National Statistics (ONS);  
 Housing - Council Annual Monitoring Reports/CambridgeshireInsights

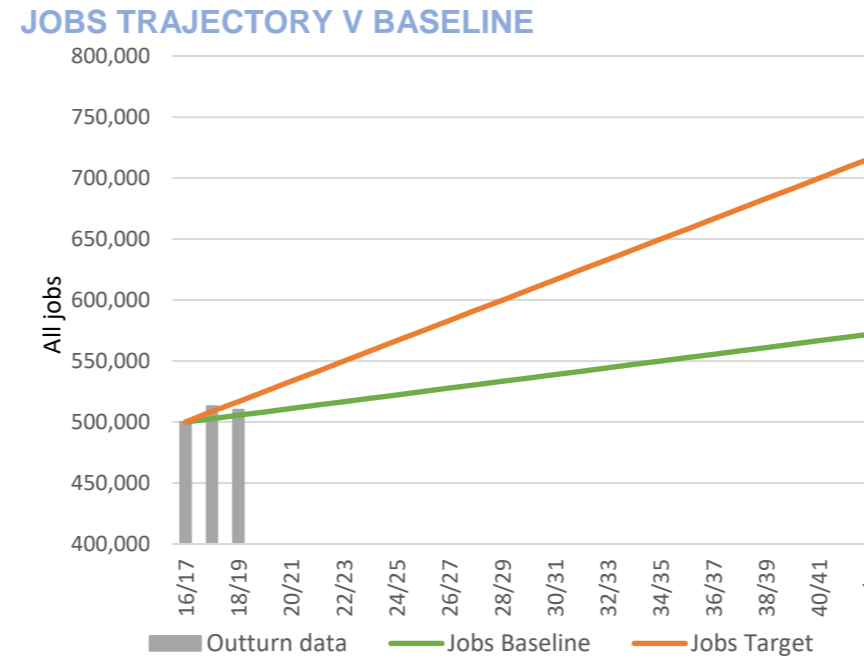
**CAMBRIDGESHIRE & PETERBOROUGH COMBINED AUTHORITY  
 PERFORMANCE DASHBOARD**

**GVA (B) TARGET V BASELINE**



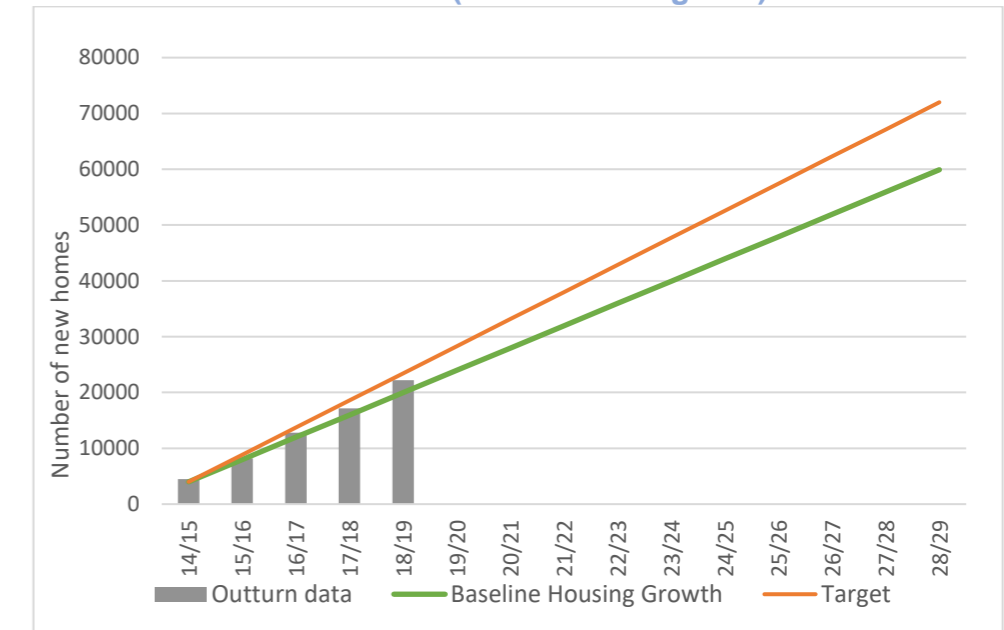
This has been updated in line with National Reporting standards. The CPCA Devolution Deal committed to doubling GVA over 25 years with 2014 as the baseline. To achieve this target the CPIER identified the region would require annual growth of 0.31% on top of the 2.5% baseline growth.

**Combined Authority Devolution Deal Trajectory**



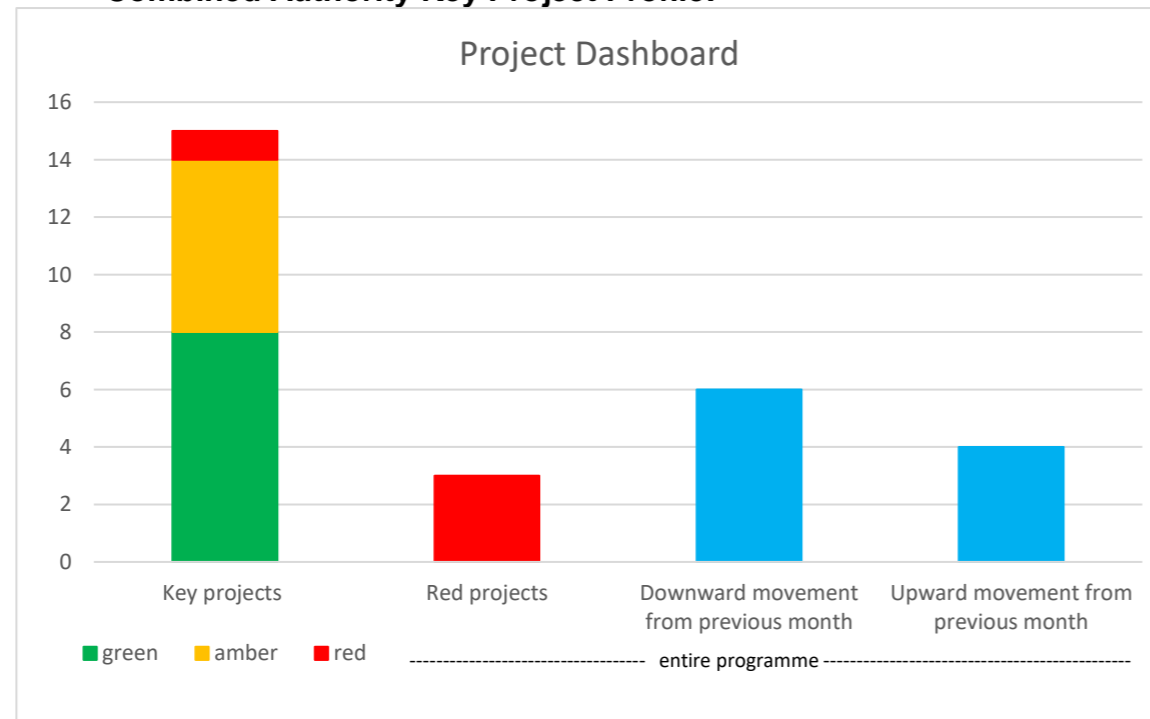
Target is derived through the CPIER by the GL Hearn report with a high growth scenario of 9,400 additional job growth per annum and a baseline of 4,338 jobs per annum.

**HOUSING PERFORMANCE (\*cumulative figures)**



Devolution Deal target to deliver 72,000 new homes over a 15-year period. £170m affordable homes programme is expected to deliver over 2,500 additional homes.

**Combined Authority Key Project Profile:**



Key projects	
Name of project	RAG status
£100k Homes	Green
£70m Affordable Housing	Green
Adult Education Budget	Green
A47 Dualling	Green
Bus Reform Task Force	Green
Market Towns Masterplans	Green
Peterborough University	Green
Regeneration of Fenland Stations	Green
£100m Affordable Housing	Amber
A10	Amber
CAM	Amber
Cambridge South Station	Amber
Soham Station	Amber
Wisbech Rail	Amber
Kings Dyke Level Crossing	Red