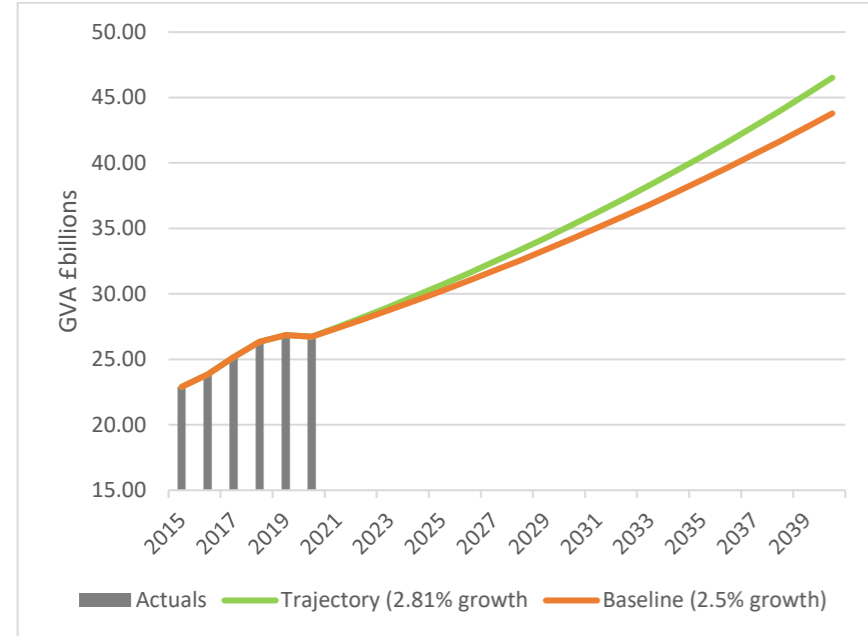


Sources:
 Baseline: Current trend without Devolution Deal interventions
 Outturn data source: GVA and Jobs - Office of National Statistics (ONS);
 Housing - Council Annual Monitoring Reports/CambridgeshireInsights.

TRANSPORT COMMITTEE

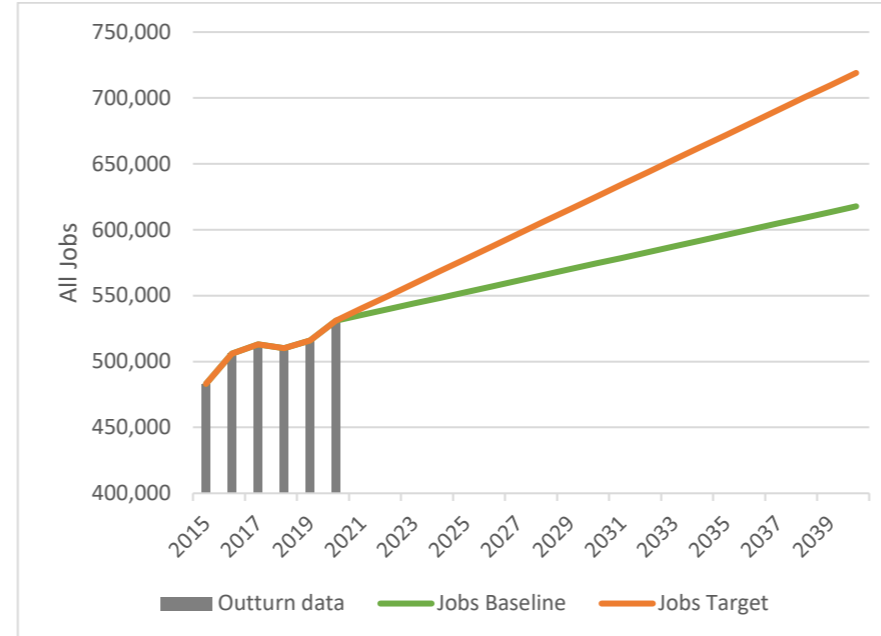
COMBINED AUTHORITY PERFORMANCE DASHBOARD DEVOLUTION DEAL TRAJECTORY

GVA TRAJECTORY V BASELINE



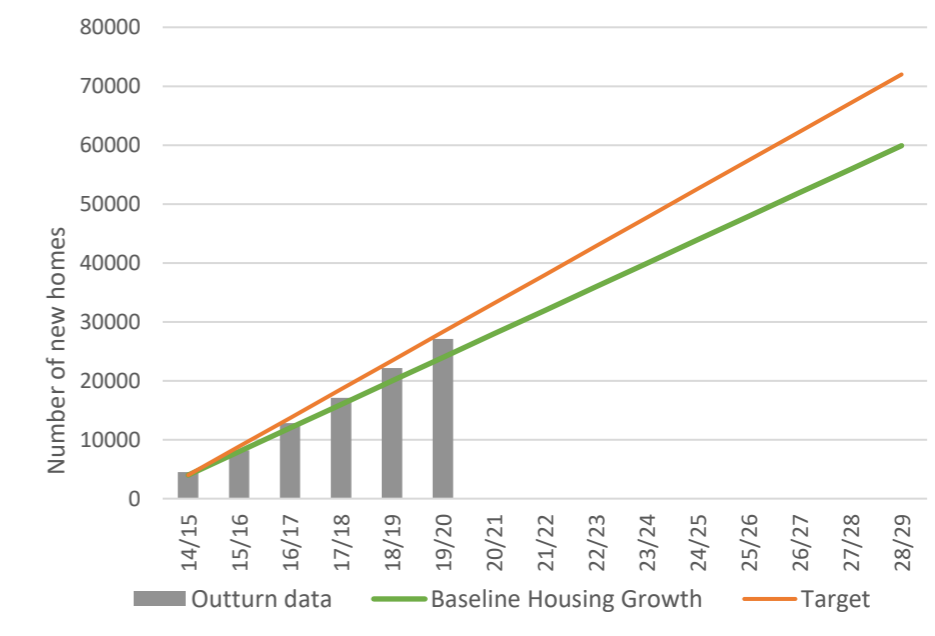
This has been updated in line with National Reporting standards. The CPCA Devolution Deal committed to doubling GVA over 25 years with 2014 as the baseline. To achieve this target the CPIER identified the region would require annual growth of 0.31% on top of the 2.5% baseline growth.

JOBS TRAJECTORY V BASELINE



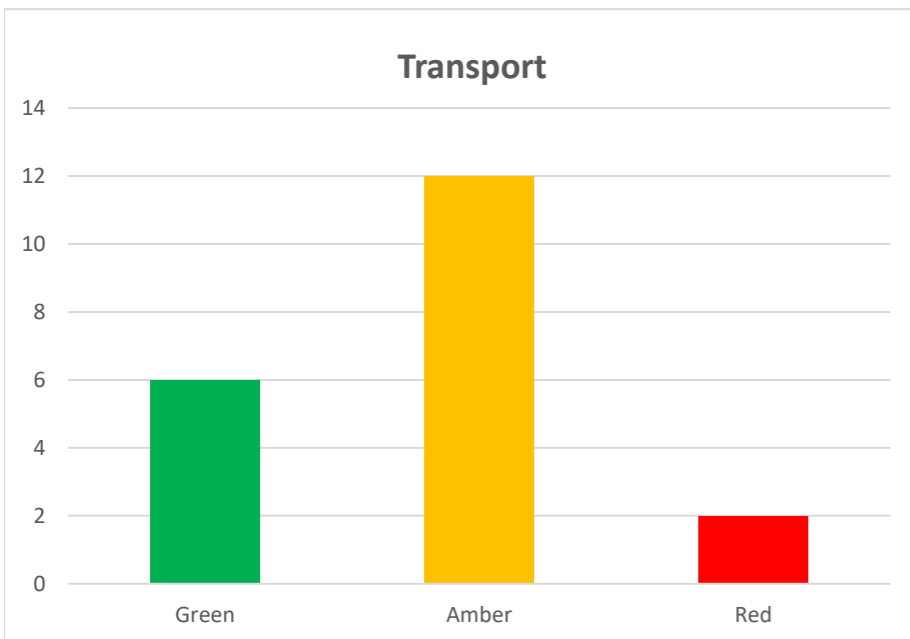
Target is derived through the CPIER by the GL Hearn report with a high growth scenario of 9,400 additional job growth per annum and a baseline of 4,338 jobs per annum.

HOUSING PERFORMANCE (*cumulative figures)



Devolution Deal target to deliver 72,000 new homes over a 15-year period. £170m affordable homes programme is expected to deliver over 2,500 additional homes.

Combined Authority Transport Project Profile:



Key projects	
Transport	
Name of project	RAG status
A10 Ely – A14 Improvements	Red
A1260 Nene Parkway Junction 15	Green
A1260 Nene Parkway Junction 32/3	Amber
A141 and St Ives Local Improvements	Amber
A16 Norwood Dualling	Amber
Bus Reform Programme	Amber
Cambridge South Station	Green
Ely Area Capacity Enhancements	Green
ENCTS Rationalisation online and customer service functions	Amber
Regeneration of Fenland Railway Stations	Green

Name of project	RAG status
Fengate Access Study – Eastern Industries Phase 1	Green
Kings Dyke Level Crossing	Amber
March Area Transport Study (MATS)	Amber
March Area Transport Study Quick Wins	Amber
Soham Station	Green
University Access	Amber
Wisbech Access Strategy	Amber
Wisbech Rail	Amber
A505	Red
Transport Model	Amber

