

Email totals by sent, opened, and clicked

Date range: In the last 30 days

SENT
18,226
▼ 11.54%

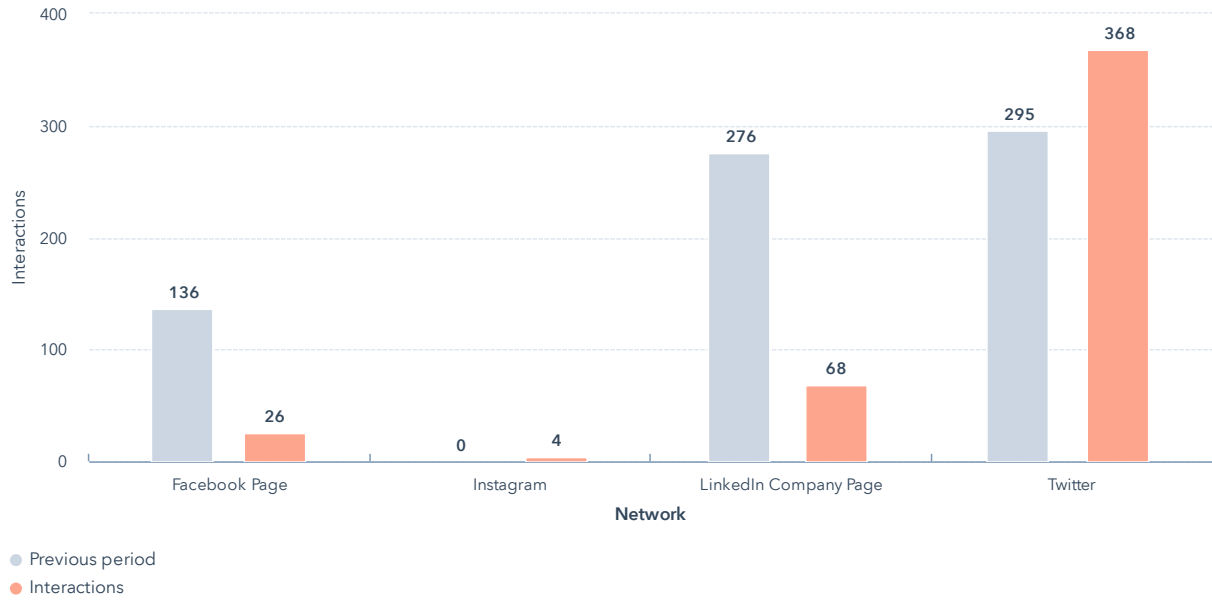
OPENED
4,036
▼ 10.29%

CLICKS
579
▼ 20.58%

CLICK RATE
3.22%
▼ 11.46%



Social interactions by network

Date range: In the last 30 days



Top forms by views

Date range: In the last 30 days

FORM	FORM TYPE 	VIEWS 	SUBMISSIONS 	CONVERSION RATE 
COVID 19 CAPIT...	Regular	2,766	333	12.04%
Collected form: #f...	Non-Hubspot	0	85	-
£100k Homes - Re...	Regular	0	37	-
Talent Portal - Job...	Regular	7	36	-
Covid-19 Business...	Regular	44	16	36.36%

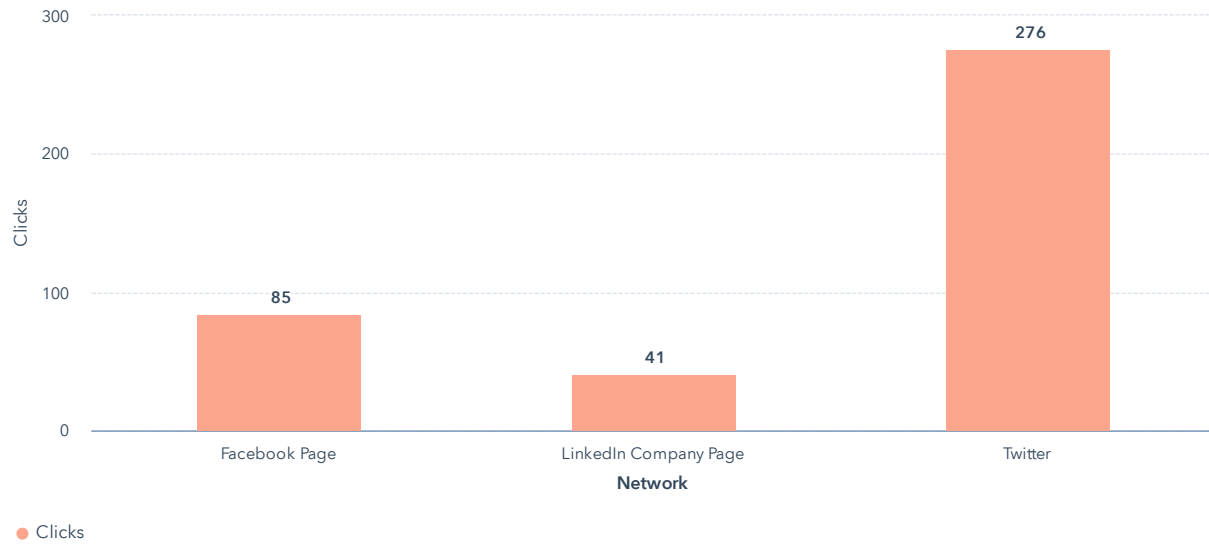
Top landing pages by submission

Date range: In the last 30 days

LANDING PAGE	PUBLISH STATUS	VIEWS	TOTAL SUBMISSIONS
CPCA Business Board: Business Resilience COVID-19 Upd...	Published	44	16
100K Homes Support Us Landing Page	Published	3	0
Sample - Convert visitors with a HubSpot landing page	Published	0	0
Positive RSVP Westminster 100K	Deleted	0	0
100K Homes Westminster Positive RSVP	Deleted	0	0

Social posts clicks by network

Date range: From 23/1/2020 to 21/2/2020



Social interactions by network

Date range: In the last 30 days

