

Baseline: Current trend without Devolution Deal interventions

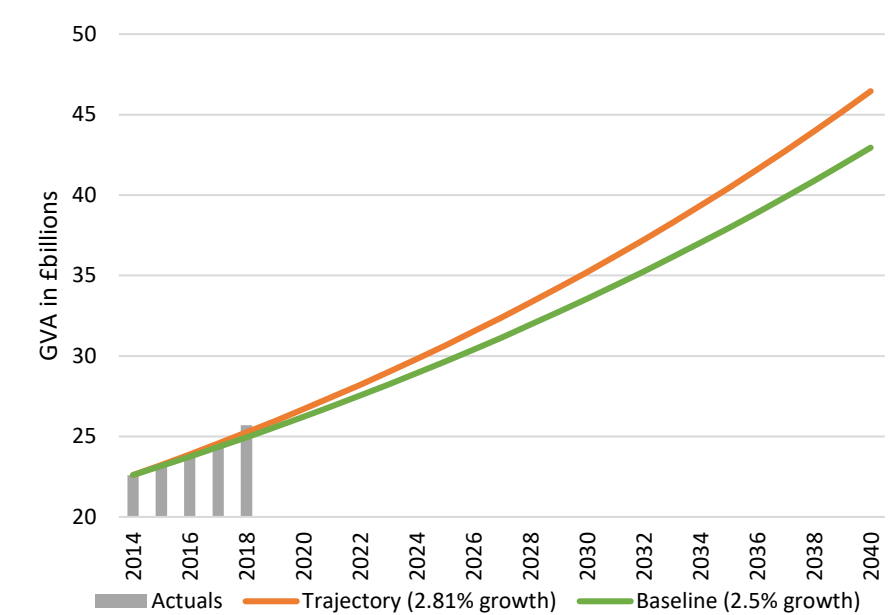
Outturn data source: GVA and Jobs - Office of National Statistics (ONS);
Housing - Council Annual Monitoring Reports/CambridgeshireInsights

CAMBRIDGESHIRE & PETERBOROUGH COMBINED AUTHORITY

PERFORMANCE DASHBOARD

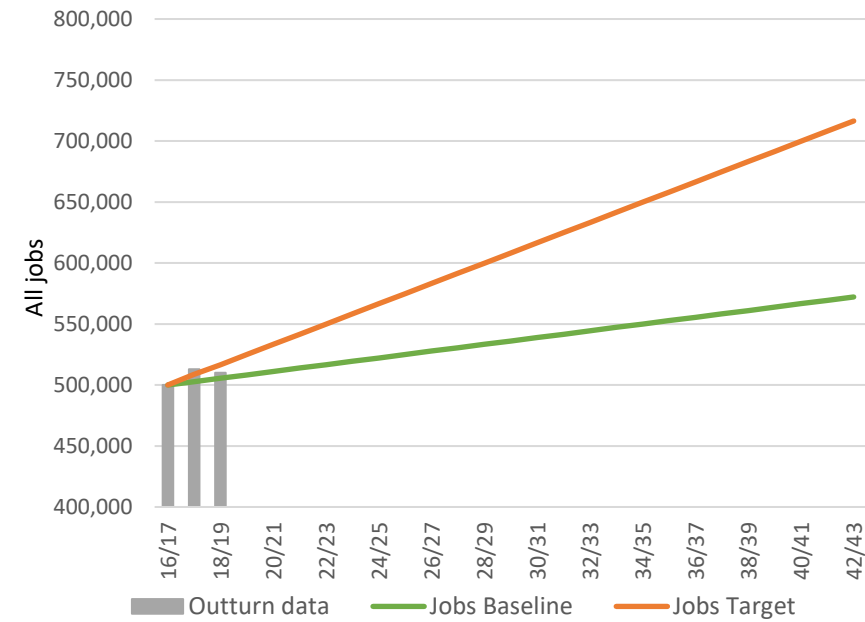
Combined Authority Devolution Deal Trajectory

GVA (B) TARGET V BASELINE



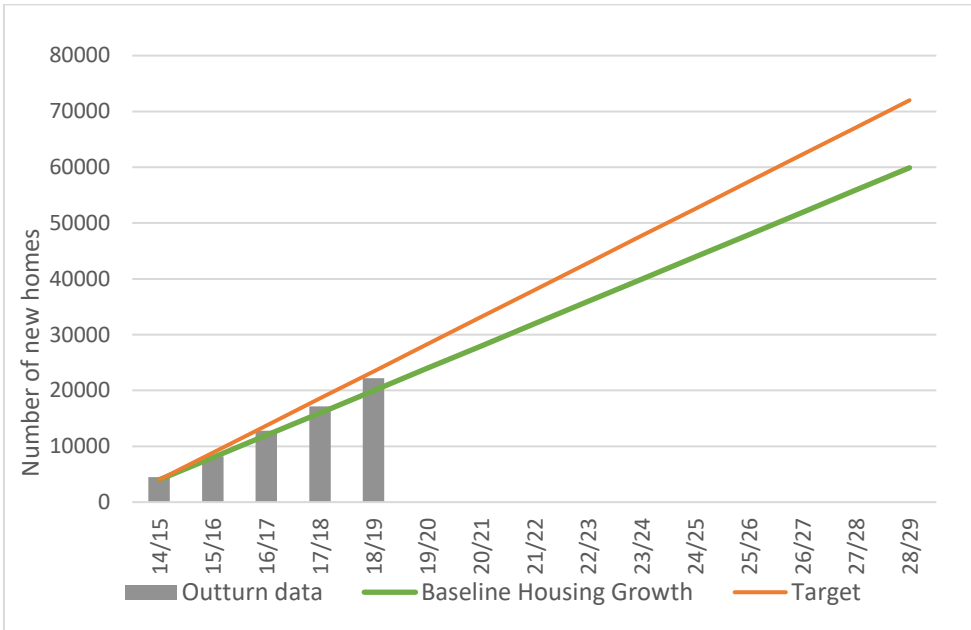
This has been updated in line with National Reporting standards. The CPCA Devolution Deal committed to doubling GVA over 25 years with 2014 as the baseline. To achieve this target the CPIER identified the region would require annual growth of 0.31% on top of the 2.5% baseline growth.

JOBS TRAJECTORY V BASELINE



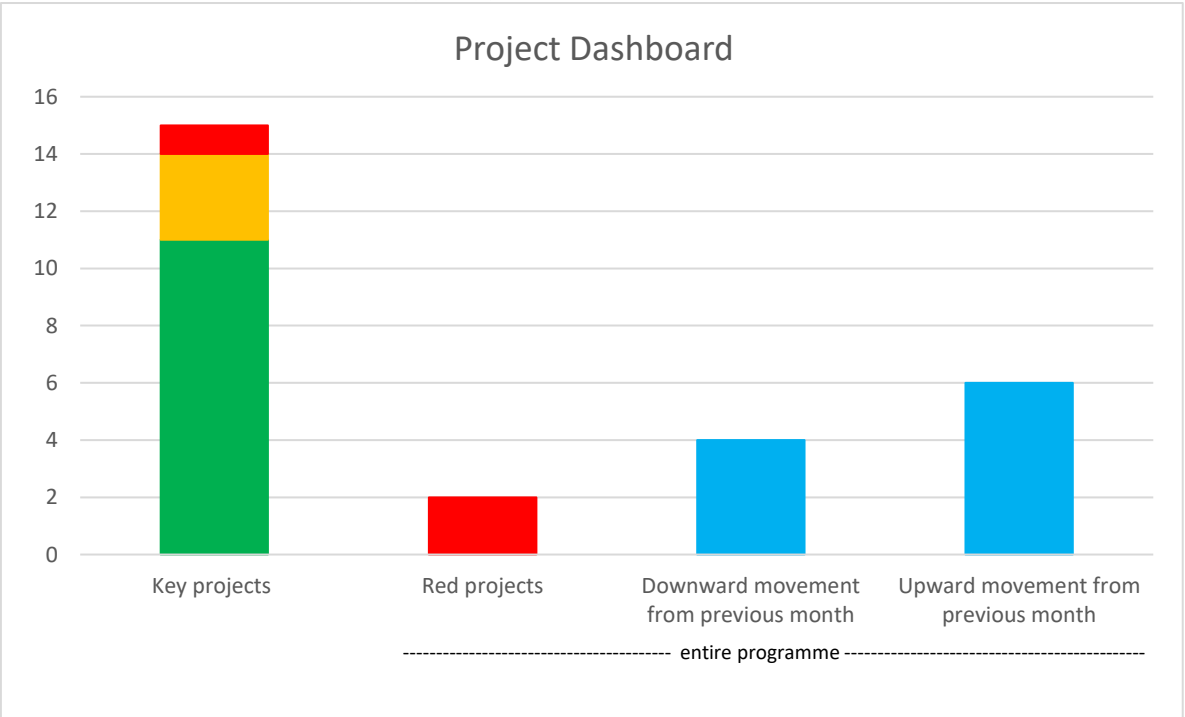
Target is derived through the CPIER by the GL Hearn report with a high growth scenario of 9,400 additional job growth per annum and a baseline of 4,338 jobs per annum.

HOUSING PERFORMANCE (*cumulative figures)



Devolution Deal target to deliver 72,000 new homes over a 15-year period. £170m affordable homes programme is expected to deliver over 2,500 additional homes.

Combined Authority Key Project Profile:



Key projects	
Name of project	RAG status
£100k Homes	Green
£70m Affordable Housing Programme	Green
A10 Dualling and Junctions	Green
A47 Dualling	Green
AEB Devolution Programme	Green
Cambridge South Station	Green
King's Dyke Level Crossing	Green
Market Town Masterplans	Green
Soham Station	Green
University of Peterborough	Green
Wisbech Rail	Green
£100m Affordable Housing Programme	Amber
Bus Reform Task Force Programme	Amber
Cambridge Autonomous Metro OBC (City Tunnel)	Amber
Regeneration of Fenland Railway Stations	Red