CAMBRIDGESHIRE
& PETERBOROUGH
COMBINED AUTHORITY

OVERVIEW & SCRUTINY COMMITTEE

Date:Monday, 23 September 2019

11:00 AM

Democratic Services
Dermot Pearson
Interim Monitoring Officer

The Incubator
Alconbury Weald
Cambridgeshire
PE28 4WX

Cambridgeshire County Council
Kreis Viersen Room, Shire Hall, Castle Hill, Cambridge, CB3 0AP

AGENDA

Open to Public and Press

1 Apologies for Absence

2 Declarations of Interest

At this point Members must declare whether they have a disclosable pecuniary interest, or other interest, in any of the items on the agenda, unless it is already entered in the register of members' interests.

3 Minutes of the Previous Meeting

To approve the minutes of the meeting held on 29th July 2019

Overview & Scrutiny Minutes -29th July 2019 **5 - 8**

4	**Public Questions**	
	Arrangements for public questions can be viewed in Chapter 5, Paragraphs 18 to 18.12 of the Constitution which can be viewed here - Cambridgeshire and Peterborough Combined Authority: Constitution	
5	**Mayor of the Combined Authority**	
6	**Medium Term Financial Plan & Business Plan**	**9 - 40**
7	**Project Register**	**41 - 46**
8	**Governance Review Report O&S**	**47 - 76**
9	**Review of Combined Authority Board Agenda**	
	Members to review the Combined Authority Board agenda which will be available here.	
10	**Combined Authority Forward Plan**	
	Members to review the Combined Authority Forward Plan - here.	
11	**Work Programme Report**	**77 - 78**
	Appendix 1 - Work Programme 2019-20	**79 - 82**
12	**Date of next meeting:**	
	The next meeting of the Overview and Scrutiny Committee is 28th October 2019 at 11:00am in the Council Chamber, Town Hall, Peterborough.	

The Overview & Scrutiny Committee comprises the following members:

Councillor Grenville Chamberlain

Councillor Andy Coles

Councillor David Connor

Councillor Doug Dew

Councillor Lorna Dupre

Councillor Markus Gehring

Councillor Anne Hay

Councillor Pippa Heylings

Councillor Alex Miscandlon

Councillor John Morris

Councillor Ed Murphy

Councillor Kevin Price

Councillor Jocelynne Scutt

Councillor Alan Sharp

For more information about this meeting, including access arrangements and facilities for people with disabilities, please contact

Clerk Name: Emma Powley

Clerk Telephone:

Clerk Email: emma.powley@peterborough-ca.gov.uk

The Combined Authority is committed to open government and members of the public are welcome to attend Committee meetings. It supports the principle of transparency and encourages filming, recording and taking photographs at meetings that are open to the public. It also welcomes the use of social networking and micro-blogging websites (such as Twitter and Facebook) to communicate with people about what is happening, as it happens.

CAMBRIDGESHIRE & PETERBOROUGH COMBINED AUTHORITY

CAMBRIDGESHIRE & PETERBOROUGH COMBINED AUTHORITY – OVERVIEW AND SCRUTINY COMMITTEE

DRAFT MINUTES

Date: 29th July 2019

Time: 11am

Location: Fenland District Council

Present:

Cllr Andy Coles	Peterborough City Council
Cllr Alex Miscandlon	Fenland District Council
Cllr Anne Hay	Fenland District Council
Cllr Jocelyn Scutt	Cambridgeshire County Council
Cllr Kevin Price	South Cambs District Council
Cllr Pippa Heylings	South Cambs District Council
Cllr Lorna Dupre	East Cambs District Council
Cllr Alan Sharp	East Cambs District Council
Cllr Mike Humphrey	Huntingdonshire District Council
Cllr Markus Gehring	Cambridge City Council

Officers:

John Hill	Chief Executive
Dermot Pearson	Interim Monitoring Officer
Emma Powley	Interim Scrutiny Officer

1. Apologies

Apologies received from:

Cllr Conboy, substituted by Cllr Humphrey
Cllr Murphy

2. Declaration of Interest

There were no declarations of interests made.

3. Minutes

The minutes of the meeting held on the 24th June 2019 were agreed and signed by the Chair.

At this juncture of the meeting, the Committee discussed the process on reporting back of information and the responses to questions raised by members of the Committee at Board.

Members of the Committee agreed that there be a standard item on all future Overview and Scrutiny Agenda; 'Feedback from the Board'.

Members requested that 10 working days after each Board meeting, the answers to all questions asked at Board be collated and circulated.

In response to a question asked about access to confidential and exempt information, the Interim Monitoring Officer referred to Section 14.3 of the Transparency Rules at Chapter 6 –- *Transparency Rules, Forward Plan and Key Decisions* of the Constitution which explained the Overview and Scrutiny Committee's access arrangements.

4. Public Questions

The Chair confirmed that there had been no questions received from members of the public.

5. Review of the Combined Authority Board Agenda

The Committee reviewed the agenda due to come to Board on Wednesday 31st July 2019.

The Committee agreed to raise the following questions to the Board:

1.7 Business Board Allowances

a) Was there any reason for using the East Cambs IRP over any other panel from the other Constituent Council.

b) By providing the Business Board members with an allowance, will there be a domino effect or an expectation that other bodies and appointed commissioners will receive an allowance?

c) How does the workload of the LEP members differ from that of the Business Board to warrant the post being remunerated?

d) What responsibilities will the Vice-Chair have and what will be the frequency of their deputising responsibility?

e) Why are the allowances being backdated?

f) The role of 'Business Board member' has been advertised already which states, Board Members will be remunerated. Does this not pre-determine the decision of the Board as they have yet to agree to the recommendation.

g) What steps are being taken to exceed the government recommendations with regards to equality and representation on the Board – to include a greater percentage of women?

h) Could the Business Board consider 'rolling' appointments to support continuity of the knowledge and expertise.

2.1 Budget Monitoring

a) Appendix 2 of the Budget Monitoring report refers to 'Passporting'. Can clarification be given on the meaning of this?

3.1 Affordable Housing Programme Scheme

a) Can the Board explain the varying levels of grant between projects in the Affordable Housing Programme and the significant difference between cost per affordable unit under the revolving loan scheme?

3.1.1 £100m Affordable Housing Programme Scheme Approvals July 2019 - Werrington, Peterborough

a) Can a definition or some clarity be given with regards to the term 'affordable rent'

a) Housing Development Company - Approval of Shareholder Agreement

a) The Committee have some concerns that the power of Mayor over Housing Company will lack scrutiny and consider there to be a need for increased transparency.

b) Will Scrutiny be able to have access to the exempt information (both reports and minutes) in order to properly scrutinise (eg of pay of CEO) especially in light of the number of Boards that are being set up at the Combined Authority.

3.3 Cambridge Autonomous Metro - July 2019

a) What lessons have been learned from previous boards in terms of recruitment and diversity and are these going to be applied to the Partnership Board and all other future Boards that are established?

b) Will the CAM Partnership Board consult with stakeholders including residents and environmental groups?

c) What is the level of confidence with regards to the financial viability of the Outline Business Case given the budget changes outlined in the report?

3.4 A428 Black Cat to Caxton Gibbet Consultation response

a) How will the CPCA work with Highways England to address the issues raised in the draft response to the consultation with regards to biodiversity?

3.6. A Vision for Nature

a) How will the vision for nature be delivered in the decision-making process?

b) Do the Board consider that there is a need for more conservation bodies to be involved and consulted with?

c) What consideration has been given to Climate change and the effects of this is if they are to increase rich wildlife areas and promote better access to natural areas

d) What are the risks of GMO considering they do not compliment and counteract bio-diversity?

e) What capacity does the CPCA have to deal properly with climate change?

6) Combined Authority Forward Plan

The Committee confirmed that they were pleased that the publication of the Board Forward Plan had been amended to allow the Overview and Scrutiny Committee the opportunity to examine the document in a more manageable timeframe.

7) Overview and Scrutiny Work Programme

The Committee received the report which outlined the work programme for the committee for the municipal year 2019/20.

The Committee noted that there would be a presentation from one of the joint Chief Executives at the next meeting on the Review of the Constitution and an opportunity for a question and answer session.

8) Date and Location of the next Committee meeting:

The Committee agreed that the next meeting would be held on the 23rd September 2019 at 11:00am, Kreis Viersen Room, Shire Hall, Cambridgeshire County Council.

The pre-meeting on the 23rd September 2019 would be held at 10am in Room 128, Shire Hall, Cambridge.

The meeting concluded at 1.07pm

CAMBRIDGESHIRE
& PETERBOROUGH
COMBINED AUTHORITY

OVERVIEW AND SCRUTINY COMMITTEE	AGENDA ITEM No: 6
23rd SEPTEMBER 2019	PUBLIC REPORT

TITLE: MEDIUM-TERM FINANCIAL PLAN & BUSINESS PLAN MID-YEAR UPDATE

PURPOSE

1.1. To provide the Overview and Scrutiny Committee with a mid-year update to the 2019/20 Budget and 2019 to 2023 Medium Term Financial Plan due to be considered by Board on the 25th September 2019 and;

1.2. To provide a mid-year update on the 2019-20 Business Plan due to be considered by the Board on 25th September 2019.

RECOMMENDATION
Lead Officers: Jon Alsop & Paul Raynes
The Overview and Scrutiny Committee are recommended to: (a) Note the proposed mid-year update to the 2019/20 Budget and the 2019-2023 Medium Term Financial Plan (MTFP) (b) Note the mid-year update on the 2019-20 Business Plan

2.0 BACKGROUND

2.1. The Combined Authority Board approved the 2019/20 Budget, Medium-Term Financial Plan (MTFP) and the 2019-20 Business Plan on 30th January 2019. The MTFP set the budget for the 2019/20 financial year and outlined revenue and capital spending plans, confirming affordability against funding sources. The Business Plan set out the Combined Authority's planned activity over the year. It was planned that a mid-year review would be carried out to ensure the MTFP and Business Plan continue to reflect emerging funding and delivery.

2.2. The Board reports attached at Appendix 1 and 2 set out the conclusions of those reviews. The revised MTFP will inform the 2020/21 Budget and 2020 to 2024 MTFP, and the 2019-20 Business Plan. The mid-year review of the Business Plan reflects its progress in delivery to date this year.

3.0 FINANCIAL IMPLICATIONS

3.1. The Business Plan sets out how the Combined Authority's agreed budget will be spent to deliver its key priorities. This will be updated along with the mid-year review of the budget and MTFP.

4.0 LEGAL IMPLICATIONS

4.1. There are no legal implications contained within this report.

5.0 APPENDICES

5.1. Appendix 1 - Report - Budget & MTFP 2019-2023
5.2. Appendix 2 - Report - Business Plan Refresh

Source Documents	Location

CAMBRIDGESHIRE
& PETERBOROUGH
COMBINED AUTHORITY

CAMBRIDGESHIRE AND PETERBOROUGH COMBINED AUTHORITY BOARD	**AGENDA ITEM No: 2.1**
25th September 2019	**PUBLIC REPORT**

2019/20 BUDGET AND MEDIUM-TERM FINANCIAL PLAN 2019 TO 2023

1. PURPOSE

1.1. This report provides an update to the 2019/20 Budget and 2019 to 2023 Medium Term Financial Plan for approval.

DECISION REQUIRED	
Lead Member:	**Councillor Steve Count**
Lead Officer:	**Jon Alsop, Head of Finance**
Forward Plan Ref: NA	**Key Decision: No**
The Combined Authority Board is recommended to: (a) Approve the revised revenue budget for 2019/20 and Medium-Term Financial Plan 2019 to 2023 (b) Approve the revised capital programme 2019 to 2022	**Voting arrangements** At least two-thirds of all Members (or their Substitute Members) appointed by the Constituent Councils to include the Members appointed by Cambridgeshire County Council and Peterborough City Council, or their Substitute Members.

2. BACKGROUND

2.1. The Combined Authority Board approved the 2019/20 Budget and Medium-Term Financial Plan (MTFP) on 30th January 2019. The MTFP set the budget for the 2019/20 financial year and outlined revenue and capital spending plans, confirming affordability against funding sources. It was planned to carry out a mid-year review to ensure the MTFP reflects emerging funding and spending plans.

2.2. This report provides an update to the January 2019 report. This revised version of the MTFP will inform the 2020/21 Budget and 2020 to 2024 MTFP, which will be presented to the November 2019 Board meeting, in advance of the 2020/21 budget consultation process.

2.3. Preparation of this report is based on the following principles:

2.3.1. The 2019/20 budget has been updated to reflect budget underspends carried forward from 2018/19 agreed in June 2019 and incorporates decisions made by the Board up to the July 2019 meeting. Revenue underspends Brought Forward totalled £616.4k and Capital totalled £23.3m, all of which are incorporated into the 2019/20 revised budget position.

2.3.2. Spending lines have been reviewed with Directors and Project Teams based on maintaining spending within the budgets set in January 2019. Some reprofiling is included to reflect emerging spending plans. The refreshed position is kept within the agreed funding envelope, so overall affordability is maintained. Where additional costs have been added, these have been offset by additional income or savings made elsewhere to maintain an overall balanced budget position.

2.3.3. New sources of revenue have been identified, equivalent to £4.1m in 2019/20. The Transport Levy of £12.4m approved in January 2019 is now also included in the 2019/20 budget refresh.

2.3.4. The review of the CPCA staffing structure has now been concluded and is incorporated in this refreshed Budget and MTFP, yielding a saving over the life of the MTFP of £471.3k (adjusted for additional staff costs met by new income). This saving is in addition to the 24% annual reduction reported in January 2019 compared to the June 2018 position. Savings are achieved from employing staff on permanent contracts, moving away from interim and consultancy support.

2.3.5. This MTFP refresh improves the level of revenue balances held by £154.6k in 2019/20 and £725.7k over the life of the MTFP. Capital balances improve by £2.18m over the life of the MTFP, mainly reflecting schemes which will not now progress.

2.3.6. Some limited project transfers between Capital and Revenue have been made according to the re-evaluation of the capital/revenue nature of the project.

2.4. A refreshed Business Plan for 2019/20 is included in this Agenda, which has been produced in parallel with the revised MTFP

2.5. This report follows the presentational style of the January 2019 report. It is planned a clearer link between expenditure and related funding streams will be established in the November 2019 Board report presenting the 2020/21 budget and MTFP.

3. MTFP GOVERNANCE CYCLE

3.1. The approval of the 2020/21 budget will follow the governance cycle established in the setting of the 2019/20 Budget and MTFP. The table below summarises the planned approval/review cycle to be adopted during this and future financial years:

3.1.1. November Board – Approve next year's draft budget and MTFP for consultation purposes.
3.1.2. January Board - Approval of the Budget and MTFP, incorporating the outcome from the consultation process.
3.1.3. May/June Board – Approval of budget variances brought forward from previous year, revising the approved current financial year's budget.
3.1.4. September Board – Refresh of budget and MTFP including Board decisions.

3.2. In preparing the budget and MTFP, the following approach will be adopted:

3.2.1. Spending plans are developed in conjunction with Directors and project teams to ensure accuracy, accountability and ownership.
3.2.2. Spending plans will be managed within budget resources available to the Combined Authority

4. REVENUE BUDGET

4.1. The revenue budget has been refreshed based on the principles set out above. Major changes include the incorporation of £16.5m of additional income in the 2019/20 budget, now including £12.4m Transport Levy receivable from the two Highways Authorities, Cambridgeshire County Council (CCC) and Peterborough City Council (PCC). For 2019/20 this funding will remain with the Highways Authorities to continue to operate current services. Table 1 details funding sources added or varied in this MTFP Refresh.

4.2. **Income Sources**

Table 1 below provides a breakdown of additional income receivable over the life of the MTFP of £58.4m. This has been partially offset by a variation in AEB Funding arising from confirmation of the annual grant sum receivable, and grant receivable for just a part year in 2019/20. All new income sources are offset by associated expenditure budgets.

Table 1. Additional and Adjusted Income Sources

New Funding	2019/20 £,000	2020/21 £,000	2021/22 £,000	2022/23 £,000	Total £,000
Transport					
Transport Levy (Passported to PCC and CCC)	(12,369.0)	(12,369.0)	(12,369.0)	(12,369.0)	(49,476.0)
Business and Skills					
Industrial Strategy Grant (LIS) / LEP Capacity Funding	(400.0)	-	-	-	(400.0)
Enterprise Zone Receipts - Business Board Expenses Funding	(138.0)	(92.0)	(92.0)	(92.0)	(414.0)
EU Exit Funding	(90.9)	(181.8)	-	-	(272.7)
Careers and Enterprise Company (CEC) Funding	(125.0)	(52.0)	-	-	(177.0)
Energy Hub Funding Incl Rural Community Energy Funds (RCEF)	(1,646.3)	(1,812.2)	(122.9)	83.3	(3,498.2)
Health and Social Care Work Academy Grant	(1,500.0)	(2,400.0)	-	-	(3,900.0)
Set Up Skills Advisory Panel (SAP) Grant (DfE)	(75.0)	-	-	-	(75.0)
AEB Implementation Funding	(40.6)	-	-	-	(40.6)
Kick Start Fund	(30.0)	-	-	-	(30.0)
Housing					
War Veterans Homelessness Support Grant	(90.9)	-	-	-	(90.9)
Total New Funding	(16,505.7)	(16,907.0)	(12,583.9)	(12,377.7)	(58,374.4)
Funding Adjustment					
AEB Funding	4,886.1	585.9	585.9	585.9	6,643.9
Total Income and Funding Changes	(11,619.7)	(16,321.1)	(11,998.0)	(11,791.8)	(51,730.5)

4.2.1. The Transport Levy is passported to Peterborough City Council and Cambridgeshire County Council under annual agreements. It is assumed at this stage that the 2020/21 and future levies income level will continue at current levels. These figures will be updated following consideration of future delivery options.

4.2.2. £2.9m additional funding has been received from the Rural Community Energy Fund. It should be noted that there are plans to transfer the Energy Hub and Rural Community Energy Funding team to another organisation.

4.2.3. The original 2019/20 Budget and MTFP for Adult Education Budget (AEB) funding assumed that a full year's grant of £12.1m would be received. The annual grant actually due is £585.9k lower than expected, due to fluctuations in educational activity between years. The AEB grant has been received for just a part year in 2019/20, reflecting the proportion of the 2019/20 academic year in the 2019/20 financial year. The net impact of both changes is a reduction of £4.886m grant in 2019/20. Future years funding is assumed to remain at 2019/20 levels (£11.513m p.a.). However, this may vary as future funding levels are confirmed.

4.2.4. Income associated with Enterprise Zone receipts is expected but subject to confirmation. Funding for additional Business Board allowances of £138k for 2019/20 and £92k per year thereafter was approved by the Board in July 2019. The 2019/20 figure is higher because Allowances have been backdated to September 2018. Future values and use of Enterprise Zone receipts will be incorporated into the 2020/21 budget and MTFP as the value and use of Enterprise Zone Receipts are confirmed.

4.3. Appendix 2 to the report provides details on a line by line basis of movements between the original January version of the MTFP and this revised version. Table 2 below presents a summary of the refreshed budget position. Changes from the position reported and approved in January 2019 are explained in the sections that follow.

Table 2. Summary Refreshed Revenue Budget 2019/20 and MTFP

	Refreshed MTFP			
	2019/20	2020/21	2021/22	2022/23
	£000	£000	£000	£000
Income	(34,968.9)	(38,386.7)	(34,070.6)	(33,871.6)
Mayor's Office	379.9	404.8	408.4	412.1
Salaries	4,912.1	4,746.9	4,896.2	4,944.3
Other Employee Costs	210.0	217.5	217.8	218.0
Ext Commissioned Support Services	505.0	491.0	442.0	393.0
Overheads	748.7	560.0	560.0	560.0
Governance Costs	205.0	159.0	159.0	159.0
Election Costs	260.0	260.0	260.0	260.0
Capacity Funding	125.0	125.0	125.0	125.0
Financing	(1,480.0)	1,105.0	1,362.6	1,725.0
Non Transport Feasibility Budget	362.0	583.0	917.0	1,000.0
Directorate Workstreams				
Business and Skills	9,467.1	13,712.2	11,097.5	11,097.5
Economic Strategy	2,907.0	2,593.8	757.0	495.5
Strategy Planning and Performance	498.0	340.2	259.6	-
Transport	16,252.7	14,880.5	12,369.0	12,369.0
Transport Feasibility	-	2,755.0	2,000.0	500.0
Housing	1,040.9	250.0	-	-
Net Position for Year	1,424.6	4,797.1	1,760.5	386.9
Revenue Balances @ 31st March	(10,500.6)	(5,703.5)	(3,942.9)	(3,556.1)

4.4. **Mayor's Office**

4.6.1 The increase of £26.2k in 2019/20 and £165.5k over the life of the MTFP results from the addition of a Strategic Advisor role in the revised staffing structure.

4.5. **Salaries and Other Employee Costs**

4.5.1. Total staff costs of £4.845m (including NI and pension costs) presented and approved in January 2019 represented a 24% reduction in cost from the structure report of June 2018.

4.5.2. Total staffing costs in this MTFP are planned to reduce by a further £476.5k over the life of this MTFP, allowing for additional costs of £150k funded from the new Rural Communities Energy Fund Grant. The increase in the forecast staffing figure in 2019/20 is due to interim staff being employed for longer than originally planned to maintain operational delivery as permanent staff are recruited.

4.5.3. Business Support staff have been transferred to Directorate budgets in the revised staffing budget. This results in increases in directorate budget lines, but are balanced by savings in the Delivery and Strategy Directorate where the cost of support staff was originally held.

4.5.4. Other Employee Costs increase by £63.3k over the life of the MTFP and by £10k in 2019/20. This change results from the move to an employed staff base, resulting in a 0.5% Apprenticeship Levy payment which is expected to be due once the organisational payroll value reaches £3m per annum.

4.5.5. The Communications team has been transferred from the Delivery and Strategy Directorate into Corporate Services, reflecting the change in the organisational structure.

4.6. **Externally Commissioned Support Services**

4.6.1. The budgets approved in January 2019 have been updated to ensure they meet the operational needs of the Combined Authority. Increased costs of £331k over the life of the MTFP and £130k in 2019/20 reflect the requirement for ongoing Legal Counsel support, external treasury management support and for the development of the Finance System. These increases are offset by higher than originally anticipated interest receivable from treasury investments.

4.7. **Corporate Overheads**

4.7.1. An independent budget review was undertaken prior to approval of the 2019/20 budget and MTFP. The costs of following the recommendations of the review total £195k in 2019/20 and £300k over the life of the MTFP. These include the following:

- Recruitment costs of securing appropriately skilled and experienced candidates adds £160k in 2019/20 only. It is assumed that future recruitment costs will be funded from savings arising from vacant posts.
- Peterborough City Council currently provides internal audit services to the Combined Authority. In agreeing the audit plan for the year, the number of days required to satisfactorily review the Combined Authority and Business Board activity is planned to increase by £15k in 2019/20 and £60k over the life of the MTFP.

4.7.2. Communications and Website Development budgets have been transferred from the Delivery and Strategy Directorate into Corporate Overheads, reflecting the change in the organisational structure. There is no overall impact on the total budget.

4.8. **Governance**

4.8.1. Committee/Business Board Allowances are planned to increase by £138k in 2019/20 and £414k over the life of the MTFP. This cost is funded from Enterprise Zone Receipts as approved by the Board in July 2019. Business Board allowances were backdated to the end of September 2018, resulting in an additional 6 months liability in 2019/20, with an ongoing annual cost of £92k.

4.8.2. Meeting costs have been reduced by £10k per annum and £40k over the life of the MTFP. Office running costs included in the Corporate Services budget have been increased by £5k p.a. to reflect actual costs.

4.8.3. The Miscellaneous Costs budget includes the Overview and Scrutiny Committee's allowance to commission its own analysis work or to cover costs related to responding to public questions. A £10k per annum increase in 2019/20 and £40k over the life of the MTFP will align the budget with the approved September 2018 Overview and Scrutiny recommendation.

4.9. **Financing Costs**

4.9.1. Interest earned from balances invested by the Combined Authority is expected to be higher than originally budgeted by £0.68m in 2019/20 and £1.77m over the life of the MTFP. This forecast is based on an analysis of investments held, cashflow forecasts and interest rates achievable.

4.10. **Non-Transport Feasibility Funding**

This £1m per annum budget provides flexibility to meet costs of funding feasibility work for new and emerging projects and initiatives. Allocations from this budget are as follows:

4.10.1. The May 2019 Board decision to progress the University of Peterborough project required the transfer of £235k to revenue funding from the approved 2019/20 capital budget. There has been an equivalent reduction in the capital budget.

4.10.2. The July 2019 Board decision to progress the St Neots Masterplan project approved funding allocation of £153k in 2019/20, £167k in 2020/21 and £83k in 2021/22.

4.10.3. Allocation of £250k from the Non-Transport Feasibility Budget is proposed for the creation of Community Land Trusts in 5 District Authorities (£100k) and to cover operational costs of delivering the £100k Housing project (£150k). The £250k transfer is phased in the MTFP as £166.6k in 2019/20 and £83.4k in 2020/21.

4.10.4. The uncommitted Non Transport Feasibility Budget is £445.4k in 2019/20, £749.6k in 2020/21, £917k in 2021/22 and £1m in 2022/23 including adjustment for the allocation detailed in section 4.10.3.

4.11. **Transport**

4.11.1. The Transport Feasibility Studies budget mirrors the Non-Transport Feasibility budget in providing pump-priming funds to support project development. The July 2019 Board allocated £780k in 2019/20 and £965K in 2020/21 to the development of the Outline Business Case for the Cambridge Autonomous Metro (CAM) project. The remaining budget available after this reallocation is zero in 2019/20, £2.755m in 2020/21, £2m in 2021/22 and £0.5m in 2022/23. Further allocation of this budget will require Board Approval.

4.11.2. The development of the Strategic Outline Business Case (SOBC) for the A10 Project will be delivered by Cambridgeshire County Council as a capital cost rather than the revenue funding originally approved. This results in a reduction of the revenue budget by £500k in 2019/20 with an equivalent increase in the capital budget.

4.11.3. The development of the A14 Junction Improvements Project was planned to be delivered from £150k capital funding in 2019/20. This element of the project will now need to be revenue funded, resulting in a reduction of £150k in the 2019/20 capital budget and equivalent increase in the revenue budget.

4.11.4. The Huntingdon Third River Crossing and Bus Review Implementation projects have both been reviewed and reprofiled, resulting in the partial transfer of £296.5k budget from 2019/20 to 2020/21.

4.11.5. The refreshed 2019/20 Budget and MTFP includes passported Transport Levy funding for Peterborough City Council and Cambridgeshire County Council totalling £12.369m in 2019/20. This sum is also included in the MTFP for future years. The actual value of future transport levies will be confirmed as operational delivery plans become clearer.

4.11.6. Delivery of the 2019/20 Local Transport Plan requires additional funding of £276.6k, made available from revenue balances funded from underspend in previous years, creating a total revised budget in 2019/20 of £376.7k. This budget was omitted from values carried forward from 2018/19 and this corrects the budget position.

4.12. **Business, Skills & Economic Strategy**

4.12.1. This budget funds Careers and Enterprise Company (CEC) contracts with a range of providers and staff employed by the Combined Authority. Costs are expected to increase by £94.2k in 2019/20 and £32.8k in 2020/21, and will be met from the new CEC and Kickstart funding as identified in Table 2, paragraph 4.4 above.

4.12.2. Delivery of the newly devolved Adult Education Budget (AEB) is a key priority in 2019/20 for the Combined Authority. As noted in section 4.2 of this report, the original assumptions regarding receipt of AEB funds for the whole year in 2019/20 have been updated to reflect the final government funding position. Contracts with 17 Adult Education Providers have been let for the 2019/20 Academic Year, totalling £6.859m through to March 2020. The MTFP refresh reflects the anticipated expenditure for 2019/20 and adjusts future years expenditure to the agreed ongoing annual contract cost of £10.947m. This reduces the budget by £6.323m over the life of the MTFP and £4.647m in 2019/20. This reduction of cost is mirrored by the reduced level of grants received.

4.12.3. The revised MTFP provides an update to the expected AEB Programme Costs. The additional costs of £115.4k in 2019/20 is made up of the balance of AEB Grant and £40.6k AEB Implementation grant received, allowing for contracts let and staffing costs.
The future years position will be addressed in the 2020/21 Budget and MTFP presented for approval in November 2019.

4.12.4. Health and Social Care Work Academy Grant totalling £3.9m has been allocated to the Combined Authority, profiled as £1.5m in 2019/20 and £2.4m in 2020/21. The profile of expenditure against this revenue is expected to mirror the profile of the income.

4.12.5. The Combined Authority has received EU Exit funding totalling £272.7k (£90.9k in 2018/19 and £181.8k in 2019/20). Planned expenditure against this fund is profiled as £90.9k in 2019/20 and 181.8k in 2020/21.

4.12.6. Decisions taken by the CA Board to allocate the Non-Transport Feasibility budget are covered in section 4.10. The impact in this Directorate budget are:

4.12.6.1. Transfer of £235k allocated in 2019/20 at the May 2019 Board meeting to fund revenue costs associated with the Peterborough University project.

4.12.6.2. Transfer of £153k in 2019/20, £167k in 2020/21 and £83k in 2021/22 was approved by the July 2019 Board meeting for delivery of the Market Towns Strategy Implementation.

4.12.7. Energy Hub funding and spending was omitted from the 2019/20 Budget and MTFP approved in January 2019, with the exception of Energy Hub team salary costs and matched funding. Inclusion of this funding source and associated spending plans increases the budget by £1.668m in 2019/20, £1.807m in 2020/21 and £0.176m in 2021/22, matched by increased funding.

4.12.8. Planned expenditure for the Trade and Investment Programme has been reprofiled, bringing forward spend of £50k in each of 2021/22 and 2022/23, to 2019/20 and 2020/21 to enable delivery to progress earlier than originally planned.

4.12.9. Additional expenditure is reflected in the revised MTFP against £400k of additional LEP Capacity Funding and £75k for the set-up of the Skills Advisory Panel.

4.12.10. The £20k 2018/19 budget carried forward to 2019/20 for the Independent Economic Commission has been reprofiled to 2020/21, to more accurately reflect expected delivery.

4.13. **Strategy, Planning & Performance**

4.13.1. As part of the Devolution Deal, the Combined Authority is required to support the Monitoring and Evaluation Framework, which is delivered through national and local contracts. A reprofile of the budget has reduced planned 2019/20 expenditure by £7.9k with a matching increase spread over the next two financial years.

4.13.2. The Non-Statutory Spatial Framework project was subject to a carry forward from 2018/19 of £111.5k. The budget has been reprofiled through 2019/20 to 2021/22 so that budgets more realistically reflect the spend profile, with a net nil impact over the life of the MTFP.

4.14. **Housing**

4.14.1. The £90.9k additional funding received for War Veterans Housing Support Grant in 2018/19 has been included in the refreshed budget. This will be used to fund schemes in line with the terms of the funding.

4.14.2. Allocation of £250k from the Non-Transport Feasibility Budget is proposed for the creation of Community Land Trusts in 5 District Authorities and supporting £100k Housing Development, phased £166.6k in 2019/20 and £83.4k in 2020/21.

4.15. **Conclusions**

4.15.1. Refreshing the MTFP at this mid-year stage enables ongoing development and refinement of funding and spending plans to ensure they are aligned with delivery plans and activity. The net impact on the revenue budget is an improvement of £154.6k in 2019/20, and £725.7k

over the course of the MTFP period, compared to the original version approved by the Board in January 2019.

5. CAPITAL PROGRAMME

Development of the Capital Programme

5.1 The Combined Authority's capital programme presented in this report retains the underlying methodology adopted for the report approved in January 2019 and focuses capital resources to priority Projects

5.1.1 Directly Controlled Expenditure – these projects are funded by Gainshare Capital and Transforming Cities Fund Grants (TCF) which provides the Board with a significant degree of discretion over which projects can be financed.

5.1.2 Potential Future Schemes – representing the ambitious strategic plan for Cambridgeshire and Peterborough. To achieve this vision, capital investment far in excess of the funds currently available to the Authority will be required. In order to finance these strategic schemes, the Authority is looking at a range of innovative funding mechanisms.

5.1.3 Passported Expenditure - includes capital highways maintenance funding, the National Priorities Infrastructure Funding and the two Housing Infrastructure Funds. These funding sources are ringfenced for particular uses and thus the Board has less control over the projects in this category.

5.1.4 Growth Funds Expenditure - allocated to The Business Board by Government. Prioritisation and financing of projects using these funds is decided by the Business Board and reviewed by the CPCA Board.

5.2 Table 3 below presents the revised summary of capital commitments, plans and funding over the period of the MTFP. A detailed analysis of the original MTFP, and how it has been adjusted, including for budget Carry Forwards and Board Decisions is presented at Appendix 2.

5.3 The 2019/20 budget, detailed in Appendix 2 includes:

- Board decisions taken since the 2019/20 budget was approved including decisions taken at the July Combined Authority Board meeting
- Capital underspends carried forward from 2018/19 as approved by the Combined Authority Board in May 2019

Table 3. Summary Refreshed Capital Budget 2019/20 and MTFP

Capital Category	Opening Balance £m	Refreshed MTFP 19-20 £m	20-21 £m	21-22 £m	Future Years £m
Directly Controlled Expenditure - Appendix 2, Table A					
Committed Schemes		11.50	27.23	12.42	1.40
Funded By					
Capital Gain Share		(12.00)	(12.00)	(12.00)	-
Transforming Cities		(17.00)	(22.00)	(30.00)	-
Available in-year funding		(17.50)	(6.77)	(29.58)	1.40
Costed but not yet committed schemes		8.15	28.16	20.50	9.20
Movement on Capital Balances if schemes approved	(34.15)	(9.36)	21.39	(9.08)	10.60
Capital Balances at Year End		(43.51)	(22.12)	(31.21)	(20.61)
Potential Future Schemes		-	38.00	135.03	5,899.16
Passported Expenditure - Appendix 2, Table B		91.52	67.69	46.55	62.77
Funded By					
DfT Capital Funding		(23.08)	(23.08)	(23.08)	(23.08)
Housing - Cambridge City	(23.86)	(17.00)	(15.00)	-	-
Housing Infrastructure Fund	(30.36)	(9.00)	(18.00)	-	-
Housing Investment Fund incl Repayments	(21.78)	(5.52)	(23.27)	(5.77)	-
National Priorities Investment Fund	(0.95)	(5.70)	-	-	-
Growth Funds Expenditure - Appendix 2, Table C		29.18	50.44	1.65	1.55
Funded By					
Growth Fund Income	(28.86)	(15.88)	(35.74)	-	-
Growth Fund Loan Repayment	-	(0.03)	(0.81)	(0.45)	(1.05)

5.4 **Directly Controlled Capital Expenditure**

Variations to the approved budget position presented in the refreshed 2019/20 Budget and MTFP are:

Approved Schemes

5.4.1 Kings Dyke CPCA Contribution – CPCA commitments associated with this project have not changed, although the £2.1m planned spend in 2019/20 has been rephased to 2020/21 and future years in line with the revised expenditure profile.

5.4.2 A10 SOBC – As presented in section 4.11.2 of this report, original approval to fund the £500k delivery of the OBC from revenue funding has been transferred to capital funding in line with the legal agreement with Cambridgeshire County Council.

5.4.3 Peterborough University – Business Case – Current plans indicate that the first phase of building work for the Peterborough University project will be accelerated, reprofiling £9.74m from 2021/22 to 2020/21, without changing the forecast total value of the project.

5.4.4 St Neots River Crossing Cycle Bridge / St Neots Masterplan Capital – this project has been split into two related parts covering the costs of

delivering the cycle bridge and associated costs of bridge integration, although the total cost has not increased.

5.4.5 Digital Connectivity Infrastructure Programme – The phasing of this project has been adjusted in line with the approved Business Case within the total agreed budget.

Schemes Costed but Not Committed

5.4.6 The Market Town Pump Priming and Soham Station Delivery Projects have been reprofiled to represent anticipated delivery profile, within the agreed budget.

5.4.7 Regeneration of Fenland Railway Stations / Non Platforms – The project has been reprofiled, reflecting separation into two projects. This reprofiles circa £1.9m from 2019/20 to later years.

5.4.8 A10 Foxton Level Crossing – The Greater Cambridge Partnership (GCP) will not now be supporting delivery of this project, so it is proposed that it be removed from the list of potential projects, reducing outline budget costs by £2m.

5.4.9 A142 Capacity Study – Current planning indicates that this scheme will not progress and should be removed from the MTFP, saving £150k capital resources.

5.4.10 A14 Junctions Improvement - Improvement Feasibility Study – Pending decisions from Highways England, it is expected that East Cambs District Council will reach agreement on progression of this scheme later in 2019, which requires a £150k transfer from capital to revenue.

5.4.11 A505 Corridor – The anticipated cost of this study is revised to £1m, resulting in a £0.38m saving on the agreed MTFP budget (which included carry forward from 2018/19 of £0.38m).

Potential Future Schemes

5.4.12 Peterborough University – Land and Infrastructure for build – rephasing of this project moves £30m projected cost to Future Years, based on delivery of phase 1 of the building project in 2020/21. Final planned costs will be subject to approval once full delivery plans are developed.

5.4.13 A505 Corridor – £95m has been reprofiled from 2021/22 financial year to future years. Final planned costs will be subject to approval once full delivery plans are developed.

5.5 Passported Schemes

5.5.1 Cambridge City Housing Schemes – the 2019/20 Budget and MTFP have been reprofiled to reflect the revised delivery schedule provided by Cambridge City Council and reported periodically to the CA Board.

5.5.2 Housing Infrastructure Programme (£60m Grants) have been reprofiled based on anticipated deployment of funding across a range of eligible schemes, but this will be subject to the size and timing of housing projects.

5.5.3 Housing Investment Fund (£40m Loans) have been reprofiled based on anticipated funding across a range of eligible schemes. No adjustment has been made at this stage for the creation of the proposed Housing Development Company, but it is anticipated that this is likely to update the funding model.

5.6 Growth Fund

5.6.1 A428 Cambourne to Cambridge – Further to the report in July 2019 that this project is not expected to continue, it is now understood that it may potentially progress at a reduced cost of £4.4m with details to be confirmed. Progression will be subject to satisfactory review and approval, with anticipated spend in 2020/21.

5.6.2 Wisbech Access Strategy – Delivery Phase – Reprofiling of this project transfers £3.72m from 2019/20 to 2020/21 and 2021/22, within the overall budget approved.

5.6.3 M11 Junction 8 – This project was omitted from the budget and MTFP approved in January 2019 as it was originally expected to be completed in 2018/19. The plan has now been revised, reprofiling £1m to be spent in 2020/21.

5.6.4 Epicentre – Haverhill Innovation Centre – This project has been reprofiled, transferring £700k from 2019/20 to 2020/21.

5.6.5 Cambridge Northern Fringe East – Sci Tech Container Village - This project reprofiles £700k from 2019/20 to 2020/21.

5.6.6 Lancaster Way – Phase 2 - This project has been reprofiled, transferring £710k from 2019/20 to 2020/21.

5.6.7 Use of Loan Receipts Received – This budget reflects additional projects that can be developed, funded from repayment of capital grants from earlier projects totalling £2.34m over the life of this MTFP and £30k in 2019/20.

5.6.8 Illumina Accelerator Global Expansion – This project has been reprofiled, transferring £2m from 2019/20 to 2020/21.

5.6.9 Future Pipeline Projects – This budget line balances overall funding to planned expenditure levels.

6 SECTION 25 STATEMENT

6.1 The report approved in January 2019 contained a Section 25 Statement, confirming the robustness of estimates and adequacy of financial reserves. This is the first time that a mid-year review of the approved MTFP has been possible, resulting in a further strengthening of the budget development and management process and scrutiny.

6.2 Overall, this MTFP Refresh improves the level of Revenue Balances by £725.7k over the life of the plan, meaning that the level of resources held in balances is greater than that reported in January 2019.

7 LEGAL IMPLICATIONS

7.1 The authority is under a legal requirement to achieve a balanced budget. The budget approved by the Board in January 2019 was balanced and this refresh report maintains that position.

8 APPENDICES

8.1 Appendix 1 – Detailed Revenue Budget for the Cambridgeshire and Peterborough Combined Authority

8.2 Appendix 2 – Detailed Breakdown of the Capital Programme

Source Documents	**Location**
CA Board meeting Agenda and Minutes: January 30th 2019 May 29th 2019 June 26th 2019 July 31st 2019	

APPENDIX 1

Detailed Refreshed Revenue Budget and Medium Term Financial Plan for Cambridgeshire and Peterborough Combined Authority

	Current Approved Budget and MTFP							Refreshed MTFP				Variance to Previously Approved				
	January Approved Budget	2018/19 Carry Forward	2019/20 Board Approvals to 07/19	Revised Approved Budget	2020/21	2021/22	2022/23	2019/20	2020/21	2021/22	2022/23	2019/20	2020/21	2021/22	2022/23	Total
	£000	£000	£000	£000	£000	£000	£000	£000	£000	£000	£000	£000	£000	£000	£000	£000
Revenue Funding Sources																
Income in Year																
Revenue Gainshare	(8,000.0)	-	-	(8,000.0)	(8,000.0)	(8,000.0)	(8,000.0)	(8,000.0)	(8,000.0)	(8,000.0)	(8,000.0)	-	-	-	-	**-**
Mayoral Capacity Building Fund	(1,000.0)	-	-	(1,000.0)	-	-	-	(1,000.0)	-	-	-	-	-	-	-	**-**
Transport Levy (Passported to PCC and CCC)	-	-	-	-	-	-	-	(12,369.0)	(12,369.0)	(12,369.0)	(12,369.0)	(12,369.0)	(12,369.0)	(12,369.0)	(12,369.0)	**(49,476.0)**
Enterprise Zone Receipts	-	-	(138.0)	(138.0)	-	-	-	(138.0)	(92.0)	(92.0)	(92.0)	-	(92.0)	(92.0)	(92.0)	**(276.0)**
Growth Hub BEIS	(246.0)	-	-	(246.0)	(246.0)	(246.0)	(246.0)	(246.0)	(246.0)	(246.0)	(246.0)	-	-	-	-	**-**
LEP Core Funding from BEIS	(500.0)	-	-	(500.0)	(500.0)	(500.0)	(500.0)	(500.0)	(500.0)	(500.0)	(500.0)	-	-	-	-	**-**
EZ Contribution to LEP Salaries	(250.0)	-	-	(250.0)	(250.0)	(250.0)	(250.0)	(250.0)	(250.0)	(250.0)	(250.0)	-	-	-	-	**-**
CPCA LIS Implementation (LEP Capacity Funding)	-	-	-	-	-	-	-	(200.0)	-	-	-	(200.0)	-	-	-	**(200.0)**
AEB Implementation Grant	-	-	-	-	-	-	-	(40.6)	-	-	-	(40.6)	-	-	-	**(40.6)**
AEB Devolved Funding	(12,139.6)	-	-	(12,139.6)	(12,099.0)	(12,099.0)	(12,099.0)	(7,253.5)	(11,513.1)	(11,513.1)	(11,513.1)	4,886.1	585.9	585.9	585.9	**6,643.9**
EU Exit Funding 2019/20	-	-	-	-	-	-	-	(90.9)	(90.9)	-	-	(90.9)	(90.9)	-	-	**(181.8)**
Careers and Enterprise Company (CEC) Funding	-	-	-	-	-	-	-	(125.0)	(52.0)	-	-	(125.0)	(52.0)	-	-	**(177.0)**
Total Income	**(22,135.6)**	**-**	**(138.0)**	**(22,273.6)**	**(21,095.0)**	**(21,095.0)**	**(21,095.0)**	**(30,213.0)**	**(33,113.0)**	**(32,970.1)**	**(32,970.1)**	**(7,939.4)**	**(12,018.0)**	**(11,875.1)**	**(11,875.1)**	**(43,707.5)**
Drawdown from Reserves																
Energy Hub Contribution (Staff Costs)	(463.6)	-	-	(463.6)	(470.6)	(477.6)	(484.8)	(384.5)	(389.7)	(395.5)	(401.5)	79.1	80.9	82.1	83.3	**325.4**
Energy Hub Grant	-	-	-	-	-	-	-	(615.4)	(308.1)	-	-	(615.4)	(308.1)	-	-	**(923.6)**
Rural Energy Communities Fund (RECF)	-	-	-	-	-	-	-	(1,110.0)	(1,585.0)	(205.0)	-	(1,110.0)	(1,585.0)	(205.0)	-	**(2,900.0)**
Health and Social Care Work Academy Grant	-	-	-	-	-	-	-	(1,500.0)	(2,400.0)	-	-	(1,500.0)	(2,400.0)	-	-	**(3,900.0)**
Set Up Skills Advisory Panel (SAP) Grant (DfE)	-	-	-	-	-	-	-	(75.0)	-	-	-	(75.0)	-	-	-	**(75.0)**
EU Exit Funding 2018/19	-	-	-	-	-	-	-	-	(90.9)	-	-	-	(90.9)	-	-	**(90.9)**
LEP Capacity Funding 2018/19	-	-	-	-	-	-	-	(200.0)	-	-	-	(200.0)	-	-	-	**(200.0)**
Kick Start Fund	-	-	-	-	-	-	-	(30.0)	-	-	-	(30.0)	-	-	-	**(30.0)**
Reclaimed Skills Funding	(250.0)	-	-	(250.0)	-	-	-	(250.0)	-	-	-	-	-	-	-	**-**
Growth Fund Contribution	(500.0)	-	-	(500.0)	(500.0)	(500.0)	(500.0)	(500.0)	(500.0)	(500.0)	(500.0)	-	-	-	-	**-**
War Veterans Homelessness Support Grant	-	-	-	-	-	-	-	(90.9)	-	-	-	(90.9)	-	-	-	**(90.9)**
Other Miscellaneous Income	-	-	-	-	-	-	-	-	-	-	-	-	-	-	-	
Total Drawdown from Reserves	**(1,213.6)**	**-**	**-**	**(1,213.6)**	**(970.6)**	**(977.6)**	**(984.8)**	**(4,755.8)**	**(5,273.7)**	**(1,100.5)**	**(901.5)**	**(3,542.2)**	**(4,303.1)**	**(122.9)**	**83.3**	**(7,885.0)**
Total Revenue Funding	**(23,349.2)**	**0.0**	**(138.0)**	**(23,487.2)**	**(22,065.6)**	**(22,072.6)**	**(22,079.8)**	**(34,968.9)**	**(38,386.7)**	**(34,070.6)**	**(33,871.6)**	**(11,481.7)**	**(16,321.1)**	**(11,998.0)**	**(11,791.8)**	**(51,592.5)**

	Current Approved Budget and MTFP							Refreshed MTFP				Variance to Previously Approved				
	January Approved Budget	2018/19 Carry Forward	2019/20 Board Approvals to 07/19	Revised Approved Budget	2020/21	2021/22	2022/23	2019/20	2020/21	2021/22	2022/23	2019/20	2020/21	2021/22	2022/23	Total
	£000	£000	£000	£000	£000	£000	£000	£000	£000	£000	£000	£000	£000	£000	£000	£000
Mayor's Office																
Mayor's Allowance	85.0	-	-	85.0	85.0	85.0	85.0	85.0	85.0	85.0	85.0	-	-	-	-	-
Mayor's Office Expenses	25.0	-	-	25.0	25.0	25.0	25.0	25.0	25.0	25.0	25.0	-	-	-	-	-
Mayor's Office Accommodation	52.4	-	-	52.4	52.4	52.4	52.4	52.4	52.4	52.4	52.4	-	-	-	-	-
Mayor's Office Staff	191.3	-	-	191.3	195.4	199.6	203.9	217.5	242.4	246.0	249.7	26.2	47.0	46.4	45.8	**165.5**
Total Mayor Costs	**353.7**	**-**	**-**	**353.7**	**357.8**	**362.0**	**366.3**	**379.9**	**404.8**	**408.4**	**412.1**	**26.2**	**47.0**	**46.4**	**45.8**	**165.5**
Combined Authority Staffing Costs (inc NI & Pen 'er)																
Chief Executive	246.2	-	-	246.2	249.8	253.6	257.4	269.0	273.0	303.4	308.0	22.8	23.2	49.8	50.6	**146.4**
Housing Directorate																
Housing	393.5	-	-	393.5	399.4	405.4	411.5	362.0	398.1	404.1	410.1	(31.5)	(1.3)	(1.3)	(1.4)	**(35.5)**
Business and Skills Directorate																**-**
Business and Skills	767.8	-	-	767.8	779.3	791.0	802.9	746.8	776.9	788.6	800.4	(21.0)	(2.4)	(2.4)	(2.5)	**(28.4)**
Growth Hub	164.8	-	-	164.8	167.3	169.8	172.3	153.8	146.1	148.3	150.5	(11.0)	(21.2)	(21.5)	(21.8)	**(75.5)**
Energy	463.6	-	-	463.6	470.6	477.6	484.8	384.5	389.7	395.5	401.5	(79.1)	(80.9)	(82.1)	(83.3)	**(325.4)**
Energy - RECF Staffing	-	-	-	-	-	-	-	50.0	75.0	25.0	-	50.0	75.0	25.0	-	**150.0**
AEB	350.1	-	-	350.1	355.3	360.7	366.1	320.1	335.2	340.2	345.3	(30.0)	(20.1)	(20.5)	(20.8)	**(91.3)**
Delivery & Strategy Directorate	-	-	-													
Delivery & Strategy	1,027.9	-	-	1,027.9	1,043.3	1,058.9	1,074.8	1,217.6	1,110.5	1,127.2	1,144.1	189.7	67.2	68.3	69.3	**394.4**
Business Support	76.6	-	-	76.6	77.8	79.0	80.1	-	-	-	-	(76.6)	(77.8)	(79.0)	(80.1)	**(313.5)**
Corporate Services Directorate																**-**
Legal and Governance	565.6	-	-	565.6	574.1	582.7	591.4	614.3	477.0	587.1	595.9	48.7	(97.1)	4.4	4.5	**(39.5)**
Finance	567.1	-	-	567.1	575.6	584.2	593.0	515.1	441.2	447.8	454.5	(52.0)	(134.4)	(136.4)	(138.5)	**(461.2)**
HR	72.1	-	-	72.1	73.1	74.2	75.4	98.4	105.1	106.7	108.3	26.3	32.0	32.5	32.9	**123.7**
Communications	149.9	-	-	149.9	152.1	154.4	156.7	180.5	219.1	222.4	225.7	30.6	67.0	68.0	69.0	**234.6**
LEP Transition Costs	-	-	-	-	-	-	-	-	-	-	-	-	-	-	-	**-**
Total Combined Authority Staffing Costs	**4,845.2**	**-**	**-**	**4,845.2**	**4,917.7**	**4,991.5**	**5,066.4**	**4,912.1**	**4,746.9**	**4,896.2**	**4,944.3**	**66.9**	**(170.8)**	**(95.3)**	**(122.1)**	**(321.3)**
Other Employee Costs																
Travel	100.0	-	-	100.0	100.0	100.0	100.0	100.0	100.0	100.0	100.0	-	-	-	-	**-**
Apprenticeship Levy	-	-	-	-	-	-	-	10.0	17.5	17.8	18.0	10.0	17.5	17.8	18.0	**63.3**
Conferences, Seminars & Training	100.0	-	-	100.0	100.0	100.0	100.0	100.0	100.0	100.0	100.0	-	-	-	-	**-**
Total Other Employee Costs	**200.0**	**-**	**-**	**200.0**	**200.0**	**200.0**	**200.0**	**210.0**	**217.5**	**217.8**	**218.0**	**10.0**	**17.5**	**17.8**	**18.0**	**63.3**

	Current Approved Budget and MTFP							Refreshed MTFP				Variance to Previously Approved				
	January Approved Budget £000	2018/19 Carry Forward £000	2019/20 Board Approvals to 07/19 £000	Revised Approved Budget £000	2020/21 £000	2021/22 £000	2022/23 £000	2019/20 £000	2020/21 £000	2021/22 £000	2022/23 £000	2019/20 £000	2020/21 £000	2021/22 £000	2022/23 £000	Total £000
Externally Commissioned Support Services																
External Legal Counsel	100.0	-	-	100.0	100.0	100.0	100.0	200.0	200.0	150.0	100.0	100.0	100.0	50.0	-	**250.0**
Finance Service	75.0	-	-	75.0	75.0	75.0	75.0	90.0	91.0	92.0	93.0	15.0	16.0	17.0	18.0	**66.0**
Democratic Services	90.0	-	-	90.0	90.0	90.0	90.0	90.0	90.0	90.0	90.0	-	-	-	-	**-**
Payroll	10.0	-	-	10.0	10.0	10.0	10.0	10.0	10.0	10.0	10.0	-	-	-	-	**-**
HR	25.0	-	-	25.0	25.0	25.0	25.0	25.0	25.0	25.0	25.0	-	-	-	-	**-**
Procurement	25.0	-	-	25.0	25.0	25.0	25.0	25.0	25.0	25.0	25.0	-	-	-	-	**-**
Finance System	-	-	-	-	-	-	-	15.0	-	-	-	15.0	-	-	-	**15.0**
ICT external support	50.0	-	-	50.0	50.0	50.0	50.0	50.0	50.0	50.0	50.0	-	-	-	-	**-**
Total Externally Commissioned Support Services	**375.0**	**-**	**-**	**375.0**	**375.0**	**375.0**	**375.0**	**505.0**	**491.0**	**442.0**	**393.0**	**130.0**	**116.0**	**67.0**	**18.0**	**331.0**
Corporate Overheads																
Accommodation Costs	339.2	-	-	339.2	340.0	340.0	340.0	339.2	340.0	340.0	340.0	-	-	-	-	**-**
Software Licences, Mobile Phones cost etc.	20.0	-	-	20.0	20.0	20.0	20.0	20.0	20.0	20.0	20.0	-	-	-	-	**-**
Communications	50.0	-	-	50.0	40.0	40.0	40.0	50.0	40.0	40.0	40.0	-	-	-	-	**-**
Website Development	10.0	19.5	-	29.5	10.0	10.0	10.0	29.5	10.0	10.0	10.0	-	-	-	-	**-**
Recruitment Costs	-	-	-	-	-	-	-	160.0	-	-	-	160.0	-	-	-	**160.0**
Insurance	25.0	-	-	25.0	25.0	25.0	25.0	30.0	30.0	30.0	30.0	5.0	5.0	5.0	5.0	**20.0**
Audit Costs	70.0	-	-	70.0	70.0	70.0	70.0	85.0	85.0	85.0	85.0	15.0	15.0	15.0	15.0	**60.0**
Office running costs	20.0	-	-	20.0	20.0	20.0	20.0	25.0	25.0	25.0	25.0	5.0	5.0	5.0	5.0	**20.0**
Corporate Subscriptions	-	-	-	-	-	-	-	10.0	10.0	10.0	10.0	10.0	10.0	10.0	10.0	**40.0**
Total Corporate Overheads	**534.2**	**19.5**	**-**	**553.7**	**525.0**	**525.0**	**525.0**	**748.7**	**560.0**	**560.0**	**560.0**	**195.0**	**35.0**	**35.0**	**35.0**	**300.0**
Governance Costs																
Committee/Business Board Allowances	47.0	-	138.0	185.0	47.0	47.0	47.0	185.0	139.0	139.0	139.0	-	92.0	92.0	92.0	**276.0**
Meeting Costs	10.0	-	-	10.0	10.0	10.0	10.0	-	-	-	-	(10.0)	(10.0)	(10.0)	(10.0)	**(40.0)**
Miscellaneous	10.0	-	-	10.0	10.0	10.0	10.0	20.0	20.0	20.0	20.0	10.0	10.0	10.0	10.0	**40.0**
Total Governance Costs	**67.0**	**-**	**138.0**	**205.0**	**67.0**	**67.0**	**67.0**	**205.0**	**159.0**	**159.0**	**159.0**	**-**	**92.0**	**92.0**	**92.0**	**276.0**
Election Costs																
Total Election Costs	**260.0**	**-**	**-**	**260.0**	**260.0**	**260.0**	**260.0**	**260.0**	**260.0**	**260.0**	**260.0**	**-**	**-**	**-**	**-**	**-**
Capacity Funding																
Total Capacity Funding	**125.0**	**-**	**-**	**125.0**	**125.0**	**125.0**	**125.0**	**125.0**	**125.0**	**125.0**	**125.0**	**-**	**-**	**-**	**-**	**-**
Financing Costs																
Interest Receivable on Investments	(800.0)	-	-	(800.0)	(510.0)	(381.2)	(200.0)	(1,480.0)	(1,020.0)	(762.4)	(400.0)	(680.0)	(510.0)	(381.2)	(200.0)	**(1,771.2)**
Interest on Borrowing	-	-	-	-	2,125.0	2,125.0	2,125.0	-	2,125.0	2,125.0	2,125.0	-	-	-	-	**-**
Total Corporate Income	**(800.0)**	**-**	**-**	**(800.0)**	**1,615.0**	**1,743.8**	**1,925.0**	**(1,480.0)**	**1,105.0**	**1,362.6**	**1,725.0**	**(680.0)**	**(510.0)**	**(381.2)**	**(200.0)**	**(1,771.2)**
Total Operational Budget	**5,606.4**	**19.5**	**138.0**	**5,763.9**	**8,084.7**	**8,287.3**	**8,543.4**	**5,485.8**	**7,664.4**	**8,022.6**	**8,384.3**	**(278.1)**	**(420.3)**	**(264.7)**	**(159.1)**	**(1,122.2)**

	Current Approved Budget and MTFP							Refreshed MTFP				Variance to Previously Approved				
	January Approved Budget	2018/19 Carry Forward	2019/20 Board Approvals to 07/19	Revised Approved Budget	2020/21	2021/22	2022/23	2019/20	2020/21	2021/22	2022/23	2019/20	2020/21	2021/22	2022/23	Total
	£000	£000	£000	£000	£000	£000	£000	£000	£000	£000	£000	£000	£000	£000	£000	£000
Workstream Revenue Budgets																
Non-Transport Feasibility Funding																
Feasibility (unallocated)	1,000.0	-	(388.0)	612.0	1,000.0	1,000.0	1,000.0	445.4	749.6	917.0	1,000.0	(166.6)	(250.4)	(83.0)	-	**(500.0)**
Total Feasibility Budget	**1,000.0**	**-**	**(388.0)**	**612.0**	**1,000.0**	**1,000.0**	**1,000.0**	**445.4**	**749.6**	**917.0**	**1,000.0**	**(166.6)**	**(250.4)**	**(83.0)**	**-**	**(500.0)**
Transport																
Feasibility Studies non-capital	500.0	-	(780.0)	(280.0)	4,000.0	2,000.0	500.0	-	2,755.0	2,000.0	500.0	280.0	(1,245.0)	-	-	**(965.0)**
CAM	1,000.0	127.0	780.0	1,907.0	-	-	-	1,907.0	965.0	-	-	-	965.0	-	-	**965.0**
A10 SOBC	500.0	-	-	500.0	-	-	-	-	-	-	-	(500.0)	-	-	-	**(500.0)**
A14 Revenue Feasibility	-	-	-	-	-	-	-	150.0	-	-	-	150.0	-	-	-	**150.0**
Huntingdon 3rd River Crossing	200.0	196.5	-	396.5	-	-	-	300.0	96.5	-	-	(96.5)	96.5	-	-	**-**
Bus Review Implementation	1,000.0	-	-	1,000.0	1,000.0	-	-	800.0	1,200.0	-	-	(200.0)	200.0	-	-	**-**
Cambridge South - Interim Concept	100.0	-	-	100.0	-	-	-	100.0	-	-	-	-	-	-	-	**-**
Transport Levy PCC	-	-	-	-	-	-	-	3,631.0	3,631.0	3,631.0	3,631.0	3,631.0	3,631.0	3,631.0	3,631.0	**14,524.0**
Transport Levy CCC	-	-	-	-	-	-	-	8,738.0	8,738.0	8,738.0	8,738.0	8,738.0	8,738.0	8,738.0	8,738.0	**34,952.0**
Local Transport Plan	100.0	-	-	100.0	-	-	-	376.7	-	-	-	276.7	-	-	-	**276.7**
Smart Cities Network	-	-	-	-	-	-	-	-	-	-	-	-	-	-	-	**-**
Sustainable Travel	150.0	-	-	150.0	150.0	-	-	150.0	150.0	-	-	-	-	-	-	**-**
Schemes and Studies	100.0	-	-	100.0	100.0	-	-	100.0	100.0	-	-	-	-	-	-	**-**
Total Transport and Infrastructure	**3,650.0**	**323.5**	**-**	**3,973.5**	**5,250.0**	**2,000.0**	**500.0**	**16,252.7**	**17,635.5**	**14,369.0**	**12,869.0**	**12,279.2**	**12,385.5**	**12,369.0**	**12,369.0**	**49,402.7**
Business & Skills																
Work Readiness Programme	110.0	-	-	110.0	-	-	-	110.0	-	-	-	-	-	-	-	**-**
Skills Brokerage	250.0	-	-	250.0	-	-	-	344.2	32.8	-	-	94.2	32.8	-	-	**127.0**
University of Peterborough	-	-	235.0	235.0	-	-	-	235.0	-	-	-	-	-	-	-	**-**
Skills Strategy Programme Delivery	150.0	-	-	150.0	150.0	150.0	150.0	150.0	150.0	150.0	150.0	-	-	-	-	**-**
AEB Devolution Programme	11,506.1	-	-	11,506.1	11,506.1	11,506.1	11,506.1	6,858.6	10,947.5	10,947.5	10,947.5	(4,647.5)	(558.6)	(558.6)	(558.6)	**(6,323.3)**
AEB Programme Costs	-	-	-	-	-	-	-	115.4	-	-	-	115.4	-	-	-	**115.4**
Health and Social Care Work Academy	-	-	-	-	-	-	-	1,500.0	2,400.0	-	-	1,500.0	2,400.0	-	-	**3,900.0**
Additional LGF Top Slice / Growth Fund Contribution	-	-	-	-	-	-	-	-	-	-	-	-	-	-	-	**-**
EU Exit Funding (2 Years)	-	-	-	-	-	-	-	90.9	181.8	-	-	90.9	181.8	-	-	**272.7**
Growth Company Development	-	63.0	-	63.0	-	-	-	63.0	-	-	-	-	-	-	-	**-**
Total Business & Skills	**12,016.1**	**63.0**	**235.0**	**12,314.1**	**11,656.1**	**11,656.1**	**11,656.1**	**9,467.1**	**13,712.2**	**11,097.5**	**11,097.5**	**(2,847.0)**	**2,056.1**	**(558.6)**	**(558.6)**	**(1,908.1)**

	Current Approved Budget and MTFP							Refreshed MTFP				Variance to Previously Approved				
	January Approved Budget £000	2018/19 Carry Forward £000	2019/20 Board Approvals to 07/19 £000	Revised Approved Budget £000	2020/21 £000	2021/22 £000	2022/23 £000	2019/20 £000	2020/21 £000	2021/22 £000	2022/23 £000	2019/20 £000	2020/21 £000	2021/22 £000	2022/23 £000	Total £000
Economic Strategy																
Growth Hub - PR and Data	69.9	-	-	69.9	68.8	67.8	66.8	92.2	99.9	97.7	95.5	22.3	31.1	29.9	28.7	**112.0**
Market Towns Strategy Implementation	200.0	-	153.0	353.0	200.0	200.0	200.0	353.0	367.0	283.0	200.0	-	167.0	83.0	-	**250.0**
Energy Grant	-	-	-	-	-	-	-	615.4	308.1	-	-	615.4	308.1	-	-	**923.6**
Energy Hub - RCEF	-	-	-	-	-	-	-	1,052.5	1,498.8	176.3	-	1,052.5	1,498.8	176.3	-	**2,727.5**
St Neots Masterplan	-	18.9	-	18.9	-	-	-	18.9	-	-	-	-	-	-	-	**-**
Trade and Investment Programme	50.0	-	-	50.0	50.0	50.0	50.0	100.0	100.0	-	-	50.0	50.0	(50.0)	(50.0)	**-**
CPCA LIS Implementation	200.0	-	-	200.0	200.0	200.0	200.0	200.0	200.0	200.0	200.0	-	-	-	-	**-**
LEP Capacity Funding	-	-	-	-	-	-	-	400.0	-	-	-	400.0	-	-	-	**400.0**
Skills Advisory Panel (SAP) (DfE)	-	-	-	-	-	-	-	75.0	-	-	-	75.0	-	-	-	**75.0**
Independent Economic Commission	20.0	-	-	20.0	-	-	-	-	20.0	-	-	(20.0)	20.0	-	-	**-**
Total Economic Strategy	**539.9**	**18.9**	**153.0**	**711.8**	**518.8**	**517.8**	**516.8**	**2,907.0**	**2,593.8**	**757.0**	**495.5**	**2,195.2**	**2,075.0**	**239.2**	**(21.3)**	**4,488.1**
Strategy, Planning & Performance																
Monitoring and Evaluation Framework	170.9	-	-	170.9	161.8	183.6	-	163.0	168.7	184.6	-	(7.9)	6.9	1.0	-	**(0.0)**
Public Service Reform	100.0	-	-	100.0	-	-	-	100.0	-	-	-	-	-	-	-	**-**
NSSF2	150.0	111.5	-	261.5	115.0	-	-	130.0	171.5	75.0	-	(131.5)	56.5	75.0	-	**-**
Land Commission	25.0	80.0	-	105.0	-	-	-	105.0	-	-	-	-	-	-	-	**-**
Other 2018-19 workstreams	-	-	-	-	-	-	-	-	-	-	-	-	-	-	-	**-**
Total Strategy, Planning & Performance	**445.9**	**191.5**	**-**	**637.4**	**276.8**	**183.6**	**-**	**498.0**	**340.2**	**259.6**	**-**	**(139.4)**	**63.4**	**76.0**	**-**	**(0.0)**
Housing																
War Veterans Homelessness Support Grant	-	-	-	-	-	-	-	90.9	-	-	-	90.9	-	-	-	**90.9**
CLT / £100k Housing	-	-	-	-	-	-	-	166.6	83.4	-	-	166.6	83.4	-	-	**250.0**
Garden Villages	700.0	-	-	700.0	-	-	-	700.0	-	-	-	-	-	-	-	**-**
Total Housing	**700.0**	**-**	**-**	**700.0**	**-**	**-**	**-**	**957.5**	**83.4**	**-**	**-**	**257.5**	**83.4**	**-**	**-**	**340.9**
Total Revenue Expenditure	**24,312.0**	**616.4**	**138.0**	**25,066.4**	**27,144.2**	**24,006.8**	**22,582.6**	**36,393.4**	**43,183.8**	**35,831.1**	**34,258.4**	**11,327.0**	**16,039.6**	**11,824.3**	**11,675.8**	**50,866.8**
Net Revenue Position for the year	**962.8**	**616.4**	**0.0**	**1579.2**	**5078.6**	**1934.2**	**502.8**	**1424.6**	**4797.1**	**1760.5**	**386.9**	**(154.6)**	**(281.5)**	**(173.7)**	**(115.9)**	**(725.7)**
Revenue Balance Brought Fwd				**(11,925.2)**				**(11,925.2)**								
Revenue Balance Carried Fwd				**(10,346.0)**	**(5,267.4)**	**(3,333.2)**	**(2,830.4)**	**(10,500.6)**	**(5,703.5)**	**(3,942.9)**	**(3,556.1)**	**(154.6)**	**(436.1)**	**(609.7)**	**(725.7)**	

APPENDIX 2

Detailed Breakdown of the Capital Programme

Table A – Direct Control

	Current Approved Budget and MTFP							Refreshed MTFP				Variance to Previously Approved				
	January Approved Budget	2018/19 Carry Forward	Board Approvals to 07/19	Revised Approved Budget												
Direct Control	19-20	19-20	19-20	19-20	20-21	21-22	Future Years	19-20	20-21	21-22	Future Years	19-20	20-21	21-22	Future Years	Total
	£000	£000	£000	£000	£000	£000	£000	£000	£000	£000	£000	£000	£000	£000	£000	£000
Cambridge South Station	0.75	-	-	0.75	0.75	-	-	0.75	0.75	-	-	-	-	-	-	-
King's Dyke CPCA contribution	4.60	-	-	4.60	6.00	5.80	-	2.50	6.70	5.80	1.40	(2.10)	0.70	-	1.40	-
A10 SOBC	-	-	-	-	-	-	-	0.25	0.25	-	-	0.25	0.25	-	-	0.50
Peterborough University - Business case	1.45	0.30	(0.24)	1.52	1.41	9.74	-	1.52	11.15	-	-	-	9.74	(9.74)	-	-
Soham Station GRIP 3	0.95	-	-	0.95	-	-	-	0.95	-	-	-	-	-	-	-	-
St Neots River Crossing cycle bridge	2.50	0.50	-	3.00	0.95	-	-	0.60	2.50	-	-	(2.40)	1.55	-	-	(0.85)
St NeotsMasterplan Capital	-	-	-	-	-	-	-	0.15	0.70	-	-	0.15	0.70	-	-	0.85
Wisbech Garden Town	0.75	1.00	-	1.75	0.75	0.75	-	1.75	0.75	0.75	-	-	-	-	-	-
Wisbech Rail	0.75	0.73	-	1.48	1.75	-	-	1.48	1.75	-	-	-	-	-	-	-
Wisbech Access Strategy	-	0.30	-	0.30	-	4.00	-	0.30	-	4.00	-	-	-	-	-	-
Digital Connectivity Infrastructure Programme	1.99	0.16	-	2.15	1.96	1.28	-	0.84	2.68	1.87	-	(1.31)	0.72	0.59	-	0.00
A47 Dualling	-	0.41	-	0.41	-	-	-	0.41	-	-	-	-	-	-	-	-
	13.74	**3.40**	**(0.24)**	**16.91**	**13.57**	**21.57**	**-**	**11.50**	**27.23**	**12.42**	**1.40**	**(5.41)**	**13.66**	**(9.15)**	**1.40**	**0.50**
Capital Gain Share	(12.00)	-	-	(12.00)	(12.00)	(12.00)	-	(12.00)	(12.00)	(12.00)	-	-	-	-	-	-
Transforming Cities	(17.00)	-	-	(17.00)	(22.00)	(30.00)	-	(17.00)	(22.00)	(30.00)	-	-	-	-	-	-
	(29.00)	**-**	**-**	**(29.00)**	**(34.00)**	**(42.00)**	**-**	**(29.00)**	**(34.00)**	**(42.00)**	**-**	**-**	**-**	**-**	**-**	**-**
Available in-year funding				**(12.10)**	**(20.43)**	**(20.43)**	**-**	**(17.50)**	**(6.77)**	**(29.58)**	**1.40**	**(5.41)**	**13.66**	**(9.15)**	**1.40**	**0.50**
Costed but not yet committed schemes																
Ely Rail Capacity next stage	1.00	-	-	1.00	2.00	2.00	-	1.00	2.00	2.00	-	-	-	-	-	-
Market Town pump priming	1.00	-	-	1.00	2.00	2.00	-	0.50	4.00	0.50	-	(0.50)	2.00	(1.50)	-	-
Soham Station Delivery	-	-	-	-	9.00	11.00	-	-	6.00	6.00	8.00	-	(3.00)	(5.00)	8.00	-
Coldhams Lane roundabout improvements	0.30	0.23	-	0.53	2.20	-	-	0.53	2.20	-	-	-	-	-	-	-
Fengate Access Study - Eastern Industries Access - Phase 1	0.30	0.13	-	0.43	-	-	-	0.43	-	-	-	-	-	-	-	-
Fengate Access Study - Eastern Industries Access - Phase 2	0.10	-	-	0.10	0.10	-	-	0.10	0.10	-	-	-	-	-	-	-
March junction improvements	1.00	0.08	-	1.08	3.31	1.55	-	1.08	3.31	1.55	-	-	-	-	-	-
Regeneration of Fenland Railway Stations	2.70	0.28	-	2.98	3.00	3.00	-	0.39	1.50	2.50	1.20	(2.59)	(1.50)	(0.50)	1.20	(3.39)
Regeneration of Fenland Railway Stations - Non Platforms (NEW)	-	-	-	-	-	-	-	0.61	1.28	1.50	-	0.61	1.28	1.50	-	3.39
A10 Foxton Level Crossing	1.50	0.50	-	2.00	-	-	-	-	-	-	-	(2.00)	-	-	-	(2.00)
A1260 Nene Parkway Junction 15	0.25	0.13	-	0.38	1.96	3.85	-	0.36	1.99	3.85	-	(0.03)	0.02	-	-	(0.00)
A1260 Nene Parkway Junction 32-3	0.20	0.12	-	0.32	3.70	-	-	0.32	3.70	-	-	-	-	-	-	-
A141 capacity enhancements	1.00	0.27	-	1.27	2.00	2.60	-	1.27	2.00	2.60	-	-	-	-	-	-
A16 Norwood Dualling	0.05	-	-	0.05	0.08	-	-	0.05	0.08	-	-	-	-	-	-	-
A142 Capacity Study	-	0.15	-	0.15	-	-	-	-	-	-	-	(0.15)	-	-	-	(0.15)
A14 Junction Improvement feasibility study	-	0.15	-	0.15	-	-	-	-	-	-	-	(0.15)	-	-	-	(0.15)
A505 Corridor	0.50	0.88	-	1.38	-	-	-	1.00	-	-	-	(0.38)	-	-	-	(0.38)
A605 Oundle Rd Widening - Alwalton-Lynch Wood	0.50	0.01	-	0.51	-	-	-	0.51	-	-	-	-	-	-	-	-
	10.40	**2.93**	**-**	**13.33**	**29.35**	**26.00**	**-**	**8.15**	**28.16**	**20.50**	**9.20**	**(5.19)**	**(1.20)**	**(5.50)**	**9.20**	**(2.68)**
Movement on Capital Balances if approved	**10.40**	**2.93**	**0.00**	**1.24**	**8.92**	**5.57**	**0.00**	**(9.36)**	**21.39**	**(9.08)**	**10.60**	**(10.59)**	**12.47**	**(14.65)**	**10.60**	**(2.18)**
Capital Balance Brought Fwd				**(34.15)**				**(34.15)**				**-**				
Capital Balance Carried Fwd				**(32.92)**	**(24.00)**	**(18.43)**	**(18.43)**	**(43.51)**	**(22.12)**	**(31.21)**	**(20.61)**	**(10.59)**	**1.87**	**(12.78)**	**(2.18)**	

	Current Approved Budget and MTFP							Refreshed MTFP				Variance to Previously Approved				
	January Approved Budget	2018/19 Carry Forward	Board Approvals to 07/19	Revised Approved Budget												
Potential Future Schemes	19-20	19-20	19-20	19-20	20-21	21-22	Future Years	19-20	20-21	21-22	Future Years	19-20	20-21	21-22	Future Years	Total
	£000	£000	£000	£000	£000	£000	£000	£000	£000	£000	£000	£000	£000	£000	£000	£000
A10 Upgrade	-	-	-	-	11.00	11.00	450.00	-	11.00	11.00	450.00	-	-	-	-	-
A47 Dualling Study	-	-	-	-	5.00	5.00	218.00	-	5.00	5.00	218.00	-	-	-	-	-
Cambridge Autonomous Metro	-	-	-	-	10.00	40.00	1,960.00	-	10.00	40.00	1,960.00	-	-	-	-	-
Cambridge South Station	-	-	-	-	-	10.00	250.00	-	-	10.00	250.00	-	-	-	-	-
Huntingdon Third River Crossing	-	-	-	-	-	-	200.00	-	-	-	200.00	-	-	-	-	-
Peterborough University - Land and Infrastructure for build	-	-	-	-	10.00	20.00	-	-	-	-	30.00	-	(10.00)	(20.00)	30.00	-
Wisbech Garden Town	-	-	-	-	-	-	-	-	-	-	-	-	-	-	-	-
Wisbech Rail	-	-	-	-	8.00	60.00	30.00	-	8.00	60.00	30.00	-	-	-	-	-
A16 Norwood Dualling	-	-	-	-	-	-	9.58	-	-	-	9.58	-	-	-	-	-
A505 Corridor	-	-	-	-	-	100.00	150.00	-	4.00	5.00	241.00	-	4.00	(95.00)	91.00	-
Alconbury Weald Train Station	-	-	-	-	-	-	-	-	-	-	-	-	-	-	-	-
East-West Rail	-	-	-	-	-	-	-	-	-	-	-	-	-	-	-	-
Ely Area Capacity Enhancements	-	-	-	-	-	-	-	-	-	-	-	-	-	-	-	-
Fengate Access Study - Eastern Industries Access - Phase 1	-	-	-	-	-	4.03	4.03	-	-	4.03	4.03	-	-	-	-	-
Fengate Access Study - Eastern Industries Access - Phase 2	-	-	-	-	-	-	6.55	-	-	-	6.55	-	-	-	-	-
M11 Extension	-	-	-	-	-	-	2,500.00	-	-	-	2,500.00	-	-	-	-	-
Oxford Cambridge Expressway	-	-	-	-	-	-	-	-	-	-	-	-	-	-	-	-
Potential Future Schemes Total	**-**	**-**	**-**	**-**	**44.00**	**250.03**	**5,778.16**	**-**	**38.00**	**135.03**	**5,899.16**	**-**	**(6.00)**	**(115.00)**	**121.00**	**-**

TABLE B – PASSPORTED FUNDS

	Current Approved Budget and MTFP								Refreshed MTFP					Variance to Previously Approved					
		January Approved Budget	2018/19 Carry Forward	Board Approvals to 07/19	Revised Approved Budget														
	Reserves	19-20	19-20	19-20	19-20	20-21	21-22	Future Years	Reserves	19-20	20-21	21-22	Future Years	Reserves	19-20	20-21	21-22	Future Years	Total
Passported	b/f	£000	£000	£000	£000	£000	£000	£000	b/f	£000	£000	£000	£000	b/f	£000	£000	£000	£000	£000
NPIF Funded Schemes	-	2.00	3.05	-	5.05	-	-	-	-	6.65	-	-	-	-	1.60	-	-	-	1.60
NPIF - A605 Stanground - Whittlesea Access	-	-	-	-	-	-	-	-	-	-	-	-	-	-	-	-	-	-	-
LTP Schemes with PCC and CCC	-	23.08	-	-	23.08	23.08	23.08	23.08	-	23.08	23.08	23.08	23.08	-	-	-	-	-	-
Cambridge City Housing Programme	-	21.91	1.51	-	23.42	27.78	4.67	-	-	20.61	26.92	8.33	-	-	(2.81)	(0.86)	3.66	-	(0.01)
Housing Loan Provision	-	4.83	1.67	-	6.50	-	-	-	-	-	-	-	-	-	(6.50)	-	-	-	(6.50)
Housing Infrastructure Programme (£60m Grants)	-	20.66	6.29	-	26.95	20.33	10.00	-	-	7.00	15.00	15.00	20.36	-	(19.95)	(5.33)	5.00	20.36	0.08
Housing Investment Fund (£40m Loans)	-	23.00	-	-	23.00	17.00	-	-	-	34.18	2.69	0.14	19.33	-	11.18	(14.31)	0.14	19.33	16.34
Passported Expenditure Total	**-**	**95.48**	**12.52**	**-**	**108.00**	**88.19**	**37.75**	**23.08**	**-**	**91.52**	**67.69**	**46.55**	**62.77**	**-**	**(16.48)**	**(20.50)**	**8.80**	**39.69**	**11.51**
Highways Capital Block Funding	-	(23.08)	-	-	(23.08)	(23.08)	(23.08)	(23.08)	-	(23.08)	(23.08)	(23.08)	(23.08)	-	-	-	-	-	-
Housing - Cambridge City	(23.86)	(17.00)	-	-	(17.00)	(15.00)	-	-	(23.86)	(17.00)	(15.00)	-	-	-	-	-	-	-	-
Housing Infrastructure Fund (£60m Grants)	(30.36)	(9.00)	-	-	(9.00)	(18.00)	-	-	(30.36)	(9.00)	(18.00)	-	-	-	-	-	-	-	-
Housing Loan Repayment*	-	(1.18)	-	-	(1.18)	(5.33)	-	-	-	-	-	-	-	-	1.18	5.33	-	-	6.51
National Priorities Investment Fund	(0.95)	-	-	-	-	-	-	-	(0.95)	(5.70)	-	-	-	-	(5.70)	-	-	-	(5.70)
Housing Investment Fund (£40m Loans) - incl Repayment	(21.78)	(6.00)	-	-	(6.00)	(12.00)	-	-	(21.78)	(5.52)	(23.27)	(5.77)	-	-	0.48	(11.27)	(5.77)	-	(16.56)
Passported Funding Total	**(76.95)**	**(56.26)**	**-**	**-**	**(56.26)**	**(73.41)**	**(23.08)**	**(23.08)**	**(76.95)**	**(60.30)**	**(79.35)**	**(28.85)**	**(23.08)**	**-**	**(4.04)**	**(5.94)**	**(5.77)**	**-**	**(15.75)**

Note: Minor variance between cost and funding lines relate to discrepancies in the January 2019 report. Refreshed totals above reflect the currently known budget position.

TABLE C – GROWTH FUNDS

	Current Approved Budget and MTFP								Refreshed MTFP					Variance to Previously Approved					
		January Approved Budget	2018/19 Carry Forward	Board Approvals to 07/19	Revised Approved Budget														
Growth Funds	Reserves b/f	19-20 £000	19-20 £000	19-20 £000	19-20 £000	20-21 £000	21-22 £000	Future Years £000	Reserves b/f	19-20 £000	20-21 £000	21-22 £000	Future Years £000	Reserves b/f	19-20 £000	20-21 £000	21-22 £000	Future Years £000	Total £000
Kings Dyke Growth Deal contribution	-	1.40	(0.62)	-	0.78	-	-	-	-	0.78	-	-	-	-	-	-	-	-	-
A428 Cambourne to Cambridge	-	3.00	1.00	-	4.00	5.00	-	-	-	-	4.40	-	-	-	(4.00)	(0.60)	-	-	(4.60)
Ely Area Capacity Enhancements	-	1.35	0.97	-	2.32	-	-	-	-	2.32	-	-	-	-	-	-	-	-	-
In_Collusion (Digital Sector Skills)	-	0.02	-	-	0.02	-	-	-	-	0.02	-	-	-	-	-	-	-	-	-
Wisbech Access Strategy - Delivery Phase	-	4.00	0.72	-	4.72	5.50	-	-	-	1.00	8.52	0.70	-	-	(3.72)	3.02	0.70	-	(0.01)
Soham Station Feasibility	-	1.00	-	-	1.00	-	-	-	-	1.00	-	-	-	-	-	-	-	-	-
M11 Junction 8	-	-	-	1.00	1.00	-	-	-	-	-	1.00	-	-	-	(1.00)	1.00	-	-	-
Epicentre - Haverhill Innovation Centre	-	0.65	-	1.40	2.05	0.65	-	-	-	1.35	1.35	-	-	-	(0.70)	0.70	-	-	0.00
Tera-view Cambridge	-	-	-	0.12	0.12	-	-	-	-	0.12	-	-	-	-	-	-	-	-	-
Cambridge Northern Fringe East - Sci Tech Container Village	-	-	-	0.70	0.70	-	-	-	-	-	0.70	-	-	-	(0.70)	0.70	-	-	-
Project Living Cell	-	-	-	1.35	1.35	-	-	-	-	1.35	-	-	-	-	-	-	-	-	-
Small Grants Programme	-	0.10	-	-	0.10	0.10	-	-	-	0.10	0.10	-	-	-	-	-	-	-	-
Eastern Agritech Initiative	-	2.50	1.19	-	3.69	3.00	-	-	-	3.69	3.00	-	-	-	-	-	-	-	-
Whittlesea and Manea Railway Stations	-	-	0.03	-	0.03	-	-	-	-	0.03	-	-	-	-	-	-	-	-	-
Imet Phase 3	-	-	0.30	-	0.30	-	-	-	-	0.30	-	-	-	-	-	-	-	-	-
Lancaster Way Phase 2	-	-	0.86	-	0.86	-	-	-	-	0.15	0.71	-	-	-	(0.71)	0.71	-	-	-
Use of Loan Receipts Received - Recycle	-	-	-	-	-	-	-	-	-	0.03	0.81	0.45	1.05	-	0.03	0.81	0.45	1.05	2.34
Illumina Accelerator Global Expansion	-	-	-	3.00	3.00	-	-	-	-	1.00	2.00	-	-	-	(2.00)	2.00	-	-	-
Future Pipeline Projects	-	19.00	-	(3.57)	15.43	28.20	-	-	-	15.43	27.36	-	-	-	-	(0.84)	-	-	(0.84)
Revenue Recharge to Growth Funds	-	0.50	-	-	0.50	0.50	0.50	-	-	0.50	0.50	0.50	0.50	-	-	-	-	0.50	0.50
Growth Funds Expenditure Total	**-**	**33.52**	**4.45**	**4.00**	**41.97**	**42.95**	**0.50**	**-**	**-**	**29.18**	**50.44**	**1.65**	**1.55**	**-**	**(12.79)**	**7.49**	**1.15**	**1.55**	**(2.61)**
Growth Fund Income	(25.32)	(15.88)	-	-	(15.88)	(35.74)	-	-	(28.86)	(15.88)	(35.74)	-	-	(3.54)	-	-	-	-	(3.54)
LGF Loan Receipts	-	-	-	-	-	-	-	-	-	(0.03)	(0.81)	(0.45)	(1.05)	-	(0.03)	(0.81)	(0.45)	(1.05)	(2.34)
Growth Fund Income Total	**(25.32)**	**(15.88)**	**-**	**-**	**(15.88)**	**(35.74)**	**-**	**-**	**(28.86)**	**(15.91)**	**(36.55)**	**(0.45)**	**(1.05)**	**(3.54)**	**(0.03)**	**(0.81)**	**(0.45)**	**(1.05)**	**(5.88)**

Note: Minor variance between cost and funding lines relate to discrepancies in the January 2019 report. Refreshed totals above reflect the currently known budget position.

CAMBRIDGESHIRE
& PETERBOROUGH
COMBINED AUTHORITY

CAMBRIDGESHIRE AND PETERBOROUGH COMBINED AUTHORITY BOARD	**AGENDA ITEM No: 2.2**
DATE OF MEETING **27/09/2019**	**PUBLIC REPORT**

BUSINESS PLAN 2019/20 MID-YEAR UPDATE

1.0 PURPOSE

1.1. This report provides a mid-year update on the 2019-20 Business Plan, as agreed at the January 2019 Board meeting.

DECISION REQUIRED		
Lead Member:	**Mayor James Palmer**	
Lead Officer:	**Paul Raynes, Director of Strategy and Assurance**	
Forward Plan Ref: N/A	**Key Decision: No**	
The Combined Authority is recommended to: (a) Approve the 2019-20 Business Plan mid-year update		**Voting arrangements** Simple majority of all Members.

2.0 BACKGROUND

2.1. The Combined Authority Board has made it clear that budgeting and activity planning should be seen in the round, and the 2019/20 business plan, budget and Medium-Term Financial Plan (MTFP) were approved by the Combined Authority Board meeting on 30th January 2019. The 2019/20 business plan sets out the progress expected on the Combined Authority's agreed priority projects over the coming financial year, as well as what was delivered in 2018-19. The Business Plan also aligned with the Authority's Growth Ambition Statement which describes our overall approach to making Cambridgeshire and Peterborough the leading place in the world to live, learn and work, and is itself anchored in the evidence base provided by the CPIER.

2.2. It was agreed at the January Board meeting that the business plan would be subject to a mid-year review. This paper provides Board Members with that update.

2.3. An exercise to refresh the Medium-Term Financial Plan and budget has also been undertaken in parallel with the business plan refresh and this report should be read alongside that (agenda item 2.1).

3.0 Business plan progress

3.1. During the refresh of the business plan, 6 projects have been identified as priority to the success of the Combined Authority and are proposed as additions to the key projects list which the Board monitors quarterly. These additional projects are listed below, none of which relate to new activity:

- Fenland Stations Regeneration – a project to deliver a range of interventions at train stations across March, Manea and Whittlesea and to promote more frequent and later services from these stations;

- Bus Review Task Force – this is a programme of work designed to implement the recommendations and findings of the 2018 Strategic Bus Review. This includes building business cases for possible franchising or other bus delivery models by early 2021;

- Adult Education Budget – responsibility for the devolved Adult Education funding;

- Community Land Trusts – increasing the potential CLT's in the area;

- £100,000 Homes – enabling the delivery of the first £100,000 homes;

- Business Board – tracking and monitoring progress in The Business Board's programme to deliver the Local Industrial Strategy as a key project.

3.2. Subject to the Board's approval of agenda item 3.3, it is proposed that the key priority relating to public transport of Alconbury be included within the CAM priority.

4.0 FINANCIAL IMPLICATIONS

4.1. The Business Plan sets out how the Combined Authority's agreed budget will be spent to deliver its key priorities. This will be updated along with the mid-year review of the budget and MTFP.

5.0 LEGAL IMPLICATIONS

5.1. Adopting a Business Plan alongside the budget is good practice but not a legal obligation.

6.0 SIGNIFICANT IMPLICATIONS

6.1 None not mentioned above.

Source Documents	**Location**
None	

Business Plan 2019-20 Mid-Year Refresh: what have we done so far?

Combined Authority key projects

Cambridge Autonomous Metro

Strategic Outline Business Case delivered and approved. Outline Business Case funded and work commissioned.

A10

Large Local Majors bid submitted. Strategic outline business case, including dualling and junction options, progressing.

Huntingdon Third River Crossing

Feasibility study for a congestion solution around the Huntingdon area being procured.

King's Dyke Level Crossing

Cambridgeshire County Council are testing the market for the construction phase.

A47 Dualling

RIS2 submission completed.

Soham Station

GRIP3c business case complete: Board decision on delivery phase due in September.

Cambridge South Station

Study of interim station options underway.

Wisbech Rail

Final business case due March 2020.

Affordable Housing Programme

£70m Programme - 311 starts projected.

£100m Programme - 600 starts projected.

University of Peterborough

An external Project Management team has been appointed to help this project reach its target of 2000 students by September 2022. An outline business case is due January 2020.

Market Town Masterplans

The St Neots Masterplan is in delivery phase, with an additional 5 plans in the first draft stage.

These are the 6 additional projects identified as a priority for the Cambridgeshire & Peterborough Combined Authority.

Additional Combined Authority key projects

Fenland Stations Regeneration

A project to deliver a range of interventions across March, Manea and Whittlesea and to promote more frequent and later services from these stations.

Bus Review Task Force

Work designed to implement the recommendations and findings of the 2018 Strategic Bus Review. This includes building business cases for possible franchising or other bus delivery models by early 2021.

Adult Education Budget

Responsibility for the devolved Adult Education Budget.

Community Land Trusts

Increasing the potential CLT's in the area.

£100,000 Homes

Enabling the delivery of the first £100,000 homes.

THE BUSINESS BOARD

Business Board

Tracking and monitoring of progress in The Business Board's programme to deliver the Local Industrial Strategy as a key project.

Combined Authority other projects and programmes

OTHER PROJECTS

The remainder of the Transport portfolio is currently on track, with projects progressing as planned:

Ely Rail Capacity Enhancements;
Coldham's Lane Improvements;
A505 Study;
Fengate Access Study - Phase 1;
March Area Transport Study;
Regeneration of Fenland Stations;
A10 Foxton Level Crossing;
A1260 Nene Parkway Junction 15 and 32-3;
A141 Capacity Enhancements;
A605 Oundle Road Widening.

The **A16 Norwood Dualling** and **Fengate Access Phase 2** projects are currently awaiting initiation.

STRATEGY DEVELOPMENT

Local Industrial Strategy: Published Friday 19th July, following a process of co-authoring with businesses, local partners, stakeholders and BEIS;

Local Transport Plan: Consultation begun in June 2019 and will close at the end of September;

Non-Statutory Strategic Spatial Framework: Consultation document submitted to the September Combined Authority Board meeting;

Skills Strategy: final Skills Strategy was signed off by Combined Authority Board in May, and has moved into delivery.

DELIVERY PROGRAMMES:

The remaining programmes remain on track:

Apprenticeships;
Growth Hub;
Garden Villages;
Trade and Investment Programme;
Digital Infrastructure;
Energy Hub;

MANAGING OURSELVES

The Combined Authority Board receives quarterly performance updates, and reviews monthly financial reports.

The Medium-Term Financial Plan is also being refreshed at the same time as the business plan, and now takes into account changes from the review of staffing costs.

The new permanent staffing structure has been implemented.

A joint Assurance Framework is in progress and due to be signed off at the September Board.

CAMBRIDGESHIRE
& PETERBOROUGH
COMBINED AUTHORITY

CAMBRIDGESHIRE AND PETERBOROUGH OVERVIEW AND SCRUTINY MEETING	**AGENDA ITEM No: 7**
23rd SEPTEMBER 2019	**PUBLIC REPORT**

CPCA PROJECT REGISTER

1.0 PURPOSE

1.1. To provide the Committee with the quarterly overview of the Combined Authority projects.

DECISION REQUIRED	
Lead Member:	**Mayor**
Forward Plan Ref:	**Key Decision: No**
The Overview & Scrutiny Committee is recommended to: (1) Note the full list of projects on the Combined Authority Single Project Register	

2.0 BACKGROUND

2.1. The Overview & Scrutiny has asked recieve the list of Projects on the Combined Authority's Single Project Register (Appendix 1) on a quarterly basis.

2.2. Members also have access to the Quarterly Performance Dashboard that is presented to the Combined Authority Board meeting. This is published a week prior to the meeting and includes a dashboard which pulls together:

- Key metrics for delivering the Combined Authority's objectives, including houses built, jobs created and GVA increase;
- An overall programme report on the top priority projects for our portfolio of live projects, with ratings on a Red/Amber/Green (RAG) scale;
- Information on movements across the whole programme, plus a count of all projects with a Red rating.

2.3. A copy of the September Performance Dashboard is attached as Appendix 2.

2.4. The 2019-20 business plan identified 12 key projects. As a result of the half year business plan mid-year update, the September Board will be invited to add 6 projects to the key project list, and to merge 2 key projects. This will give a refreshed list of 17 key projects.

3.0 Appendix

3.1. Appendix 1 provides the Single Project Register of Combined Authority projects, as requested by Members.

3.2. Appendix 2 provides the September 2019 Performance Dashboard

4.0 FINANCIAL IMPLICATIONS

4.1. There are no additional financial implications arising from this report.

5.0 LEGAL IMPLICATIONS

5.1. There are no additional legal implications arising from this report.

Source Documents	**Location**
Combined Authority 2019/20 Business Plan	https://cambridgeshirepeterborough-ca.gov.uk/assets/Uploads/CPCA-Business-Plan-2019-20-dps2.pdf

CAMBRIDGESHIRE & PETERBOROUGH COMBINED AUTHORITY

Appendix 1 - Cambridgeshire & Peterborough Combined Authority Project Register (as at 4th September 2019)

Table 1 – active projects

Project Number	Project Name	Director
BUS005	Eastern Agri-tech Growth Initiative	John T Hill
BUS013*	Market Town Masterplans	John T Hill
BUS019	Growth Fund 3/ Growing Places	John T Hill
BUS020	Digital Connectivity Infrastructure Programme	Paul Raynes
BUS021	Peterborough Station Quarter Masterplan Study	John T Hill
ENGY001	Greater South East Energy Hub	John T Hill
HOUS001*	£100m Affordable Housing Programme	Roger Thompson
HOUS002*	£70m Affordable Housing Programme Cambridge City	Roger Thompson
HOUS003	East Cambs - Housing Loan	Roger Thompson
HOUS005	Strategic Housing Sites	Roger Thompson
HOUS006	Wisbech Garden Town	Roger Thompson
SKILL005	Peterborough University - TDAP Project	John T Hill
SKILL006*	Peterborough University - Land and Infrastructure for build	John T Hill
SKILL008	AGE Grant	John T Hill
SKILL010	Health & Care Sector Work Pilot - HCSWA	John T Hill
SKILL011	Hampton Academies Work Readiness and Careers Promotion Pilot	John T Hill
TRANS003	A1260 Nene Parkway Junction 15	Paul Raynes
TRANS004	A1260 Nene Parkway Junction 32-3	Paul Raynes
TRANS006	A141 Huntingdon Capacity Enhancements	Paul Raynes
TRANS009*	A47 Dualling Study	Paul Raynes
TRANS010	A47 Junction 18 Improvements	Paul Raynes
TRANS012	A505 Corridor Royston to Granta Park	Paul Raynes
TRANS013	A605 Oundle Rd Widening - Alwalton-Lynch Wood	Paul Raynes
TRANS014	A605 Stanground - Whittlesea Access - Phase 2	Paul Raynes
TRANS017	Cambridge South Station	Paul Raynes
TRANS018*	Cambridge South Station (interim solution)	Paul Raynes
TRANS020	Coldhams Lane roundabout improvements	Paul Raynes
TRANS022	Ely Area Capacity Enhancements	Paul Raynes
TRANS023	Fengate Access Study - Eastern Industries Access - Phase 1	Paul Raynes
TRANS028*	King's Dyke Level Crossing	Paul Raynes
TRANS029	Lancaster Way Phase 2 Grant	Paul Raynes
TRANS030	M11 Junction 8	Paul Raynes
TRANS034*	Huntingdon Strategic River Crossing	Paul Raynes
TRANS037	March Junction Improvements	Paul Raynes

*Key project

Table 1 – active projects (continued)

Project Number	Project Name	Director
TRANS037	March Junction Improvements	Paul Raynes
TRANS041	Regeneration of Fenland Railway Stations	Paul Raynes
TRANS042	Schemes, Studies and Monitoring	Paul Raynes
TRANS044*	Soham Station	Paul Raynes
TRANS045	St Neots River Crossing	Paul Raynes
TRANS048	Wisbech Access Strategy	Paul Raynes
TRANS050*	Wisbech Rail	Paul Raynes
TRANS054*	A10 Dualling	Paul Raynes
TRANS057*	Cambridge Autonomous Metro OBC	Paul Raynes

Table 2 – completed projects (since the last update in May 2019)

Project Number	Project Name	Director
BUS018	Collusion (Digital Sector Skills)	John T Hill

*Key project

Appendix 1

PERFORMANCE REPORT - SEPTEMBER 2019

CAMBRIDGESHIRE & PETERBOROUGH COMBINED AUTHORITY

Double GVA over 25 years

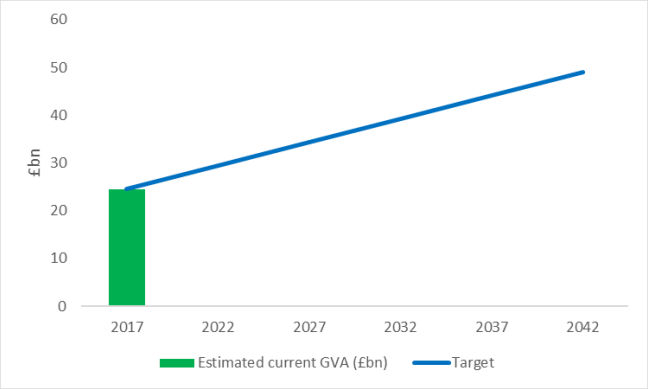

4.1% increase between 2015-2016

72,000 homes built by 2032

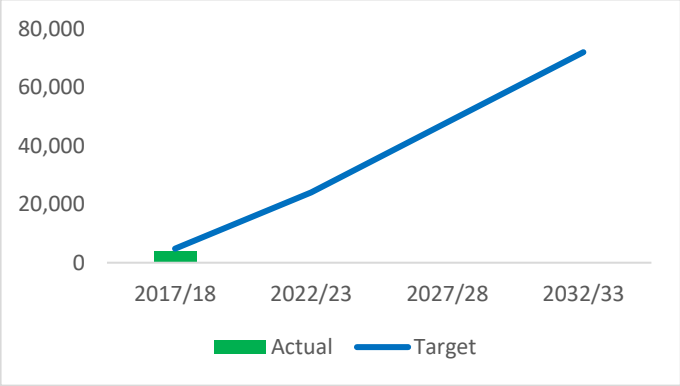

4033 new builds completed April 17–December 2018

Jobs Growth

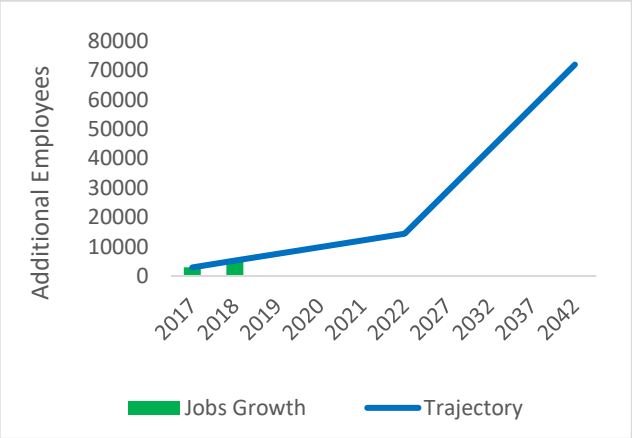

5600 new employees 2016 - 2018

2,500 affordable homes

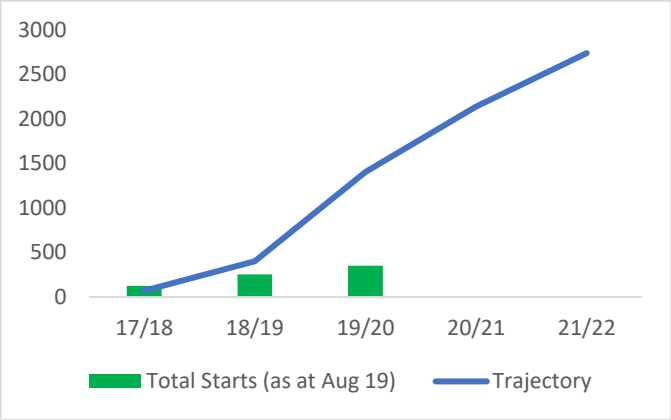

351 total new builds to August 19

Apprenticeships

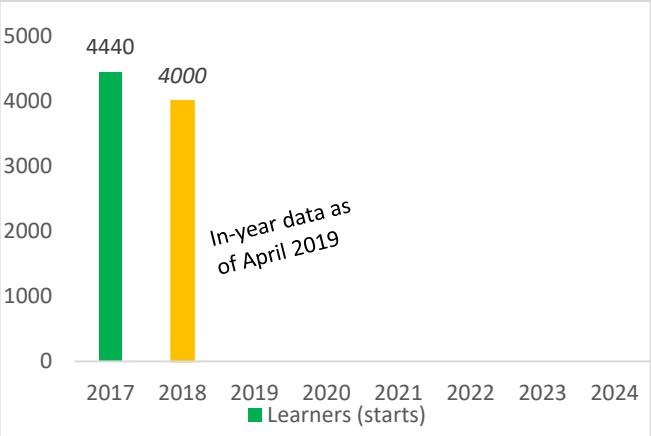

8840 Cumulative apprenticeship starts (up to April 2019)

Within 30 mins travel of major employment centres

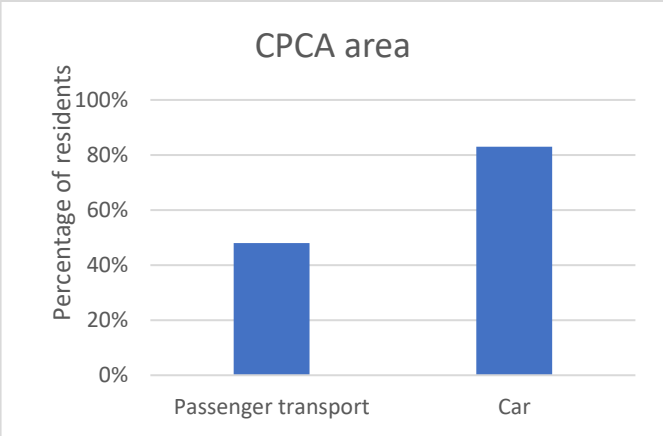

83% of residents as at 2016

Data as end of end of August 2019

CAMBRIDGESHIRE & PETERBOROUGH COMBINED AUTHORITY

Combined Authority Project Profile:

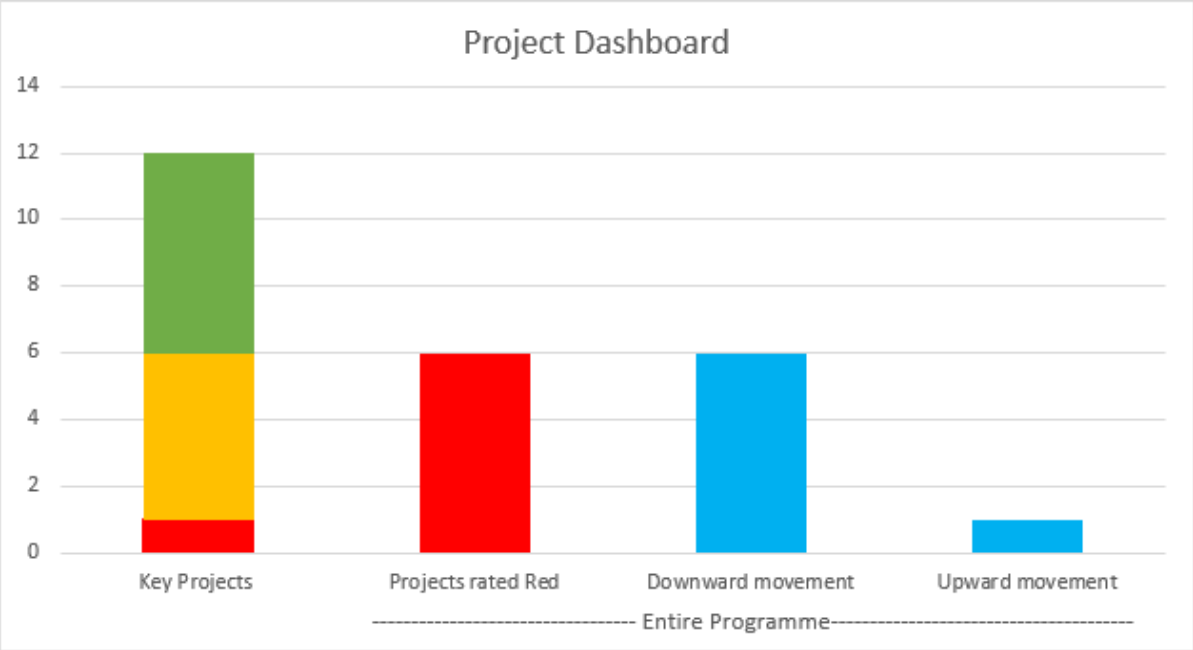

Key projects	
Name of project	RAG status
£70m Affordable Housing	Green
A10	Green
A47 Dualling	Green
Peterborough University	Green
Regeneration of Market Towns	Green
Soham Station	Green
£100m Affordable Housing	Amber
CAM	Amber
Cambridge South Station (interim)	Amber
Huntingdon Third River Crossing	Amber
Wisbech Rail	Amber
Kings Dyke	Red

Data as end of end of August 2019

CAMBRIDGESHIRE
& PETERBOROUGH
COMBINED AUTHORITY

OVERVIEW AND SCRUTINY COMMITTEE	AGENDA ITEM No: 8
23rd SEPTEMBER 2019	PUBLIC REPORT

REVIEW OF CONSTITUTION: GOVERNANCE REVIEW

PURPOSE

1.1. The Overview & Scrutiny Committee's powers to scrutinise the Combined Authority's decision-making means that proposals to amend the Constitution will have practical implications for the work of the Committee. This report will brief the Overview & Scrutiny Committee on the proposed new governance arrangements which are to be considered by the Combined Authority Board at its meeting on 25 September 2019.

1.2. Members of the Overview and Scrutiny Committee will be able to view the proposed amendments to the Constitution when it is published on 17th September 2019 as part of the Combined Authority agenda.

1.3. To deliver the Growth Ambition Statement (November 2018) the Cambridgeshire and Peterborough Combined Authority has undertaken a fundamental review of the organisation.

1.4. The Combined Authority has set its key priorities, used its budgets to create recyclable funds, created a new staffing structure, put in place performance measures and evolved an open and transparent Business Board working in partnership with the Combined Authority to shared objectives.

1.5. The governance review reflects the final part of the re-design of the Authority. It focuses on how the Committees can be empowered to monitor the delivery of growth, allowing the Combined Authority Board to retain strategic oversight of those key projects which will make a difference to the lives of residents in Cambridgeshire and Peterborough.

RECOMMENDATION	
Lead Officer:	**Kim Sawyer, Chief Executive**
The Overview and Scrutiny Committee are recommended to:	

(a) Note the proposed new governance arrangements for the Combined Authority and consider the implications for the work of the Committee

2.0 BACKGROUND

2.1. The Combined Authority's Constitution sets out how the Combined Authority works, how it makes decisions and the procedures it follows to make sure its work is efficient, effective, transparent and accountable to local people. Some of these procedures are set by law, while others are ones the Combined Authority have chosen to follow. Where particular decisions are to be made has implications for the work of the Overview & Scrutiny Committee.

Audit Reviews

2.2. Since its inception the Combined Authority has worked closely with the Audit and Governance Committee to ensure that it complies with the law and industry standards in the development of its constitution.

2.3. Since March 2018 there have been four publicly reported audit reviews of the Combined Authority and the Business Board. The external auditors and an external independent review of the budget and finances of the Authority have also been undertaken in response to issues raised by members both in meetings and more publicly through the press. A summary of the purpose and findings of each review forms Appendix 1 to this report.

3.0 PROPOSALS

3.1 In response to the threats to the Cambridgeshire and Peterborough economy, as outlined in the Cambridgeshire and Peterborough Independent Economic Review [CPIER] report (June 2018) the Combined Authority has adopted a dynamic and often innovative approach to delivering the growth necessary to ensure the long term prosperity of the area. This approach requires the Combined Authority to rethink the role of the Board and the way it makes decisions about its budget and its key projects.

3.2 Proposals for changes to the Constitution to reflect a new way of working are being taken to the meeting of the Combined Authority on 25 September 2019. The proposed changes to the Constitution reflect a new way of working. The Combined Authority Board, made up of the Leaders of the constituent councils in the area, the Chair of the Business Board, the Police and Crime Commissioner and representatives of the health and fire authorities will continue to decide the strategic direction of the Authority at a bi-monthly Board meeting. It will delegate many of its decision-making powers for operational matters to the Transport & Infrastructure Committee, the Skills Committee and the Housing & Communities Committee.

3.3 The proposed changes increase the size of the Committees to include a representative from each Council. There is a standing invitation to the Chair of the Business Board, the Police and Crime Commissioner and the representatives of the health and fire authorities to attend each meeting.

Each Committee will be chaired by either the Mayor or a member of the Combined Authority Board nominated by the Mayor.

3.4 The Combined Authority Board will decide the budget and strategies and set out the key priorities for the organisation. The responsibility of each Committee is set out in the 'Terms of Reference' in the Constitution.

3.5 The public will be able to participate in meetings as public question time is being extended to all decision making meetings.

3.6 A summary of the key Governance changes are outlined in Appendix 2.

3.7 The new arrangements are proposed to take effect from 1st November 2019. This will allow time for members to undertake an induction on the work of the Combined Authority. Meetings of the Board and Committees will occur bi-monthly, allowing for matters to be referred up the Board from the Committees. The Board will also review the Committee agendas and will have the right to call-in decisions of the Committees in exceptional circumstances. A new civic calendar is attached at Appendix 3.

3.8 The implementation of the new arrangements will have practical implications for the work of the Committee.

4.0 FINANCIAL IMPLICATIONS

4.1. The Combined Authority is not permitted to pay an allowance to members attending Combined Authority meetings. There are therefore no financial implications arising from these proposals.

5.0 LEGAL IMPLICATIONS

5.1. The Combined Authority's Constitution is the key document within the Combined Authority's governance arrangements.

6.0 APPENDICES

6.1. Appendix 1 – Overview of Governance Reviews
6.2. Appendix 2 – Summary of Key Governance changes
6.3. Appendix 3 - Proposed Amended Calendar of Meetings 2019/20

Background Papers	**Location**
Review of Governance / Independent Budget Review [Internal Audit] [March 2018]	https://cambridgeshirepeterboroughcagov.cmis.uk.com/Meetings/tabid/70/ctl/ViewMeetingPublic/mid/397/Meeting/1936/Committee/70/SelectedTab/Documents/Default.aspx

Independent Budget Review by CIPFA C Co [March 2019]	https://cambridgeshirepeterboroughcagov.cmis.uk.com/Meetings/tabid/70/ctl/ViewMetingPublic/mid/397/Meeting/897/Committee/70/SelectedTab/Documents/Default.aspx
Governance Review [Internal Audit] [May 2019]	https://cambridgeshirepeterboroughcagov.cmis.uk.com/Meetings/tabid/70/ctl/ViewMetingPublic/mid/397/Meeting/897/Committee/70/SelectedTab/Documents/Default.aspx
LEP Governance Review [Internal Audit] [May 2019]	
Corporate Governance Review Tracker	Incubator 2, The Boulevard, Alconbury Weald Enterprise Campus, Huntingdon PE28 4XA

Appendix 1

Previous Reviews of the Combined Authority's Governance

Since March 2018 there have been four reviews of the Combined Authority's governance. The reviews were:

- Review of Governance / Independent Budget Review [Internal Audit] [March 2018]
- Independent Budget Review by CIPFA C Co [March 2019]
- Governance Review [Internal Audit] [May 2019]
- LEP Governance Review [Internal Audit] [May 2019]

When completed these reviews were presented to the Audit & Governance Committee on the dates given.

<u>Review of Governance / Independent Budget Review [Internal Audit] [March 2018]</u>

The purpose of this review was to provide an overview to the Combined Authority on the assurance framework; policies and processes introduced; and governance arrangements adopted to ensure delivery of its key activities and mitigate its key risks. The review looked at the following themes:

- Financial Governance.
- Organisational Structure / Roles and Responsibilities.
- Decision Making
- Strategy and Planning
- Risk Management and Project Management

The outcome was a Reasonable Assurance opinion across the themes. On the whole, assurance arrangements were working effectively, management are aware of their streams of assurance and this was supported by corporate and third party evidence. A number of areas were identified for improvement, primarily due to the organisation being in its infancy and developing all the time.

<u>Independent Budget Review by CIPFA C Co [March 2019]</u>

CIPFA C.Co Ltd were commissioned by the Combined Authority to undertake an independent assurance review related to the production of the Authority's 2019/20 budget. The Combined Authority was specifically seeking to ensure that:

- The process for completing the budget met all statutory and, internal, constitutional requirements
- The assumptions made within it were suitable and robust
- Appropriate control and governance were in place to support its delivery

CIPFA C.Co Ltd, having reviewed the relevant documents and discussions with key officers, were satisfied that:

- The Combined Authority had prepared and was in the process of signing off its 2019/20 Budget and Medium Term Financial Plan in accordance with its own policies and procedures as outlined in its Constitution.
- That the 2019/20 Budget's content, including assumptions and revenue/capital split, was clear and appropriate.
- The Authority had in place robust and comprehensive budget monitoring and reporting processes and procedures that will now include regular reporting to the Combined Authority Board including regular monthly reports and a detailed mid-year review.

No material findings and/or failings were identified as part of this review. Six non-material recommendations were made to support the enhancement of processes already in place.

Governance Review [Internal Audit] [May 2019]

The overall objective of the review was to provide assurance that the systems of control in respect of Corporate Governance were adequate and being consistently applied. The areas of focus were:

- Organisational Structure / Roles and Responsibilities: To confirm that the Authority has an open and transparent organisational structure and that roles and responsibilities are clearly defined and communicated across the organisation
- Decision Making: To confirm that there is a clear and transparent decision making process within the Authority and decisions taken adhere to these processes as set out in the assurance framework
- Strategy and Planning: To confirm that the Authority's strategies are up to date and communicated across the organisation. To confirm that strategies complement and support each other and are linked to key aims and priorities.

Together with verification that Human Resources processes were robust and followed best practice.

The main findings of the review were that improvements had been made to the governance arrangements as the Combined Authority had evolved and previous actions had been progressed. Following extending the review to other areas of governance the part of the business requiring most attention was that of Human Resources. While the audit focus was primarily to look at the recruitment process – which the auditors were unable to place any reliance on – the audit also touched upon the performance management framework and similarly there was nothing in

place in relation to employees. A detailed action plan was required to take this key business activity forward.

Of the fifteen activity areas reviewed two received substantial assurance ratings, twelve received reasonable assurance ratings and one [HR] received no assurance rating.

A report on progress with the Human Resources recommendations was taken to the meeting of the Audit & Governance Committee on 19 July 2019 and progress continues to be monitored.

LEP Governance [Internal Audit] [May 2019]

This was a review of the LEP / Business Board's compliance, or otherwise, with the requirements set out in the National Assurance Framework following the amalgamation of the LEP / Business Board into the Combined Authority.

The matters under review included that:

- The LEP has a local assurance framework in place, as required by the Government's National Assurance Framework
- The LEP is operating under a clear governance framework.

The main findings of the review were that there has been good progress in establishing a clear framework which brought together the previous arrangements. A number of areas were identified which need to be addressed to ensure governance was effective. Those identified as requiring attention included:

- Increased transparency in relation to data available and how value for money is achieved;
- Development of a consistent brand identity; and
- Processes in place for the recovery of funds should any project be deemed to have misused public monies etc.

The findings of the audit give Reasonable Assurance on the effectiveness of the governance arrangements that has been established within the Assurance Framework.

Eight recommendations were made to tighten up the assurance framework and the implementation of these recommendations continues.

Combined Authority
Governance (decision making) structures

September 2019

Overview and Scrutiny Committee

Contents of discussion

- Strategic role of Combined Authority Board
- Executive role for Committees
- Relationship between Board and executive Committees
  Business Board
- Lead member role
- Role of co-optees
- Ancillary
- Delegations to officers

Strategic Role of Combined Authority Board

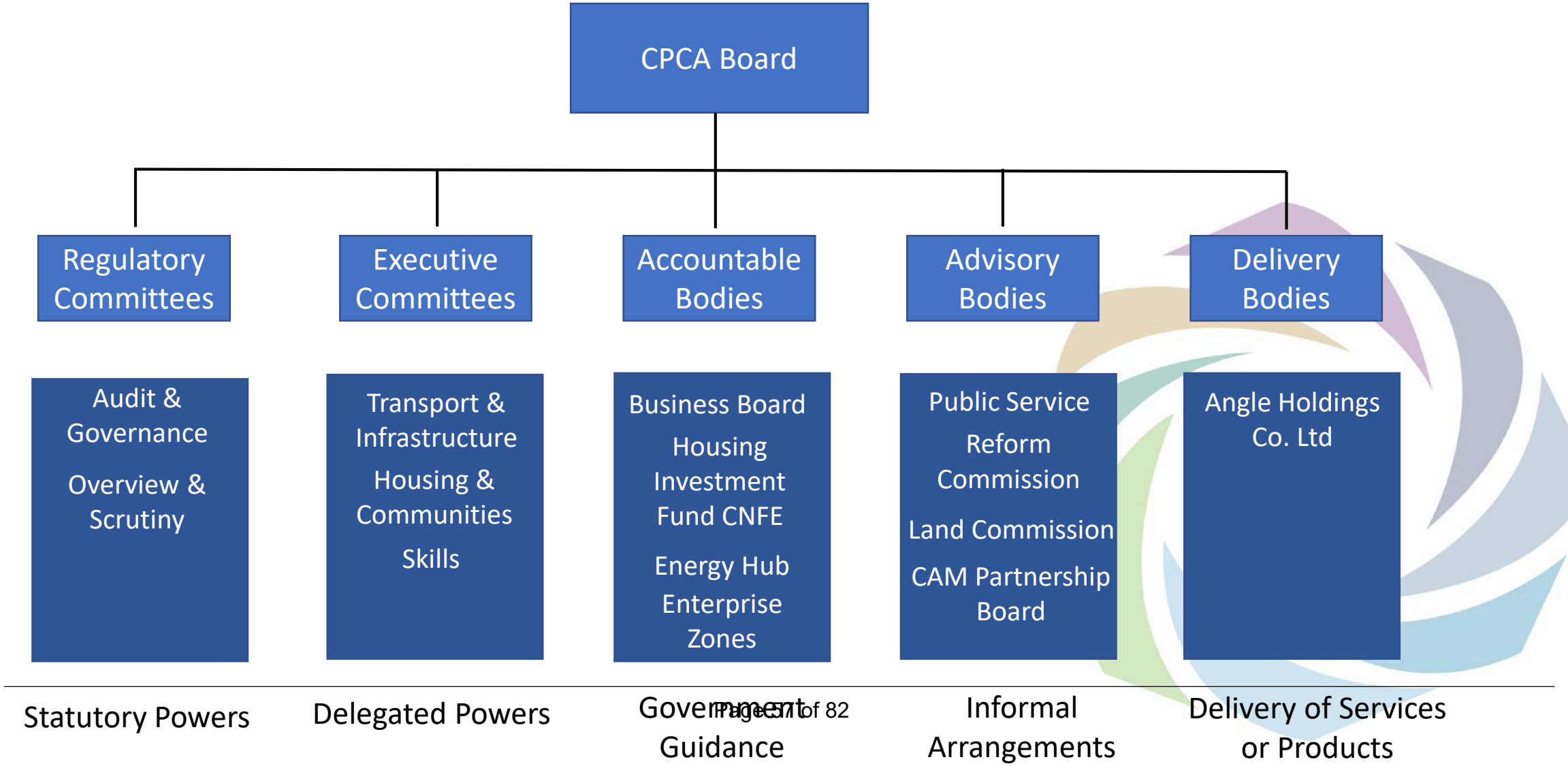

Key decision making responsibilities

- Constitution
- Budget & key priorites
- Policy framework
- Referral decisions

Strategies and policies

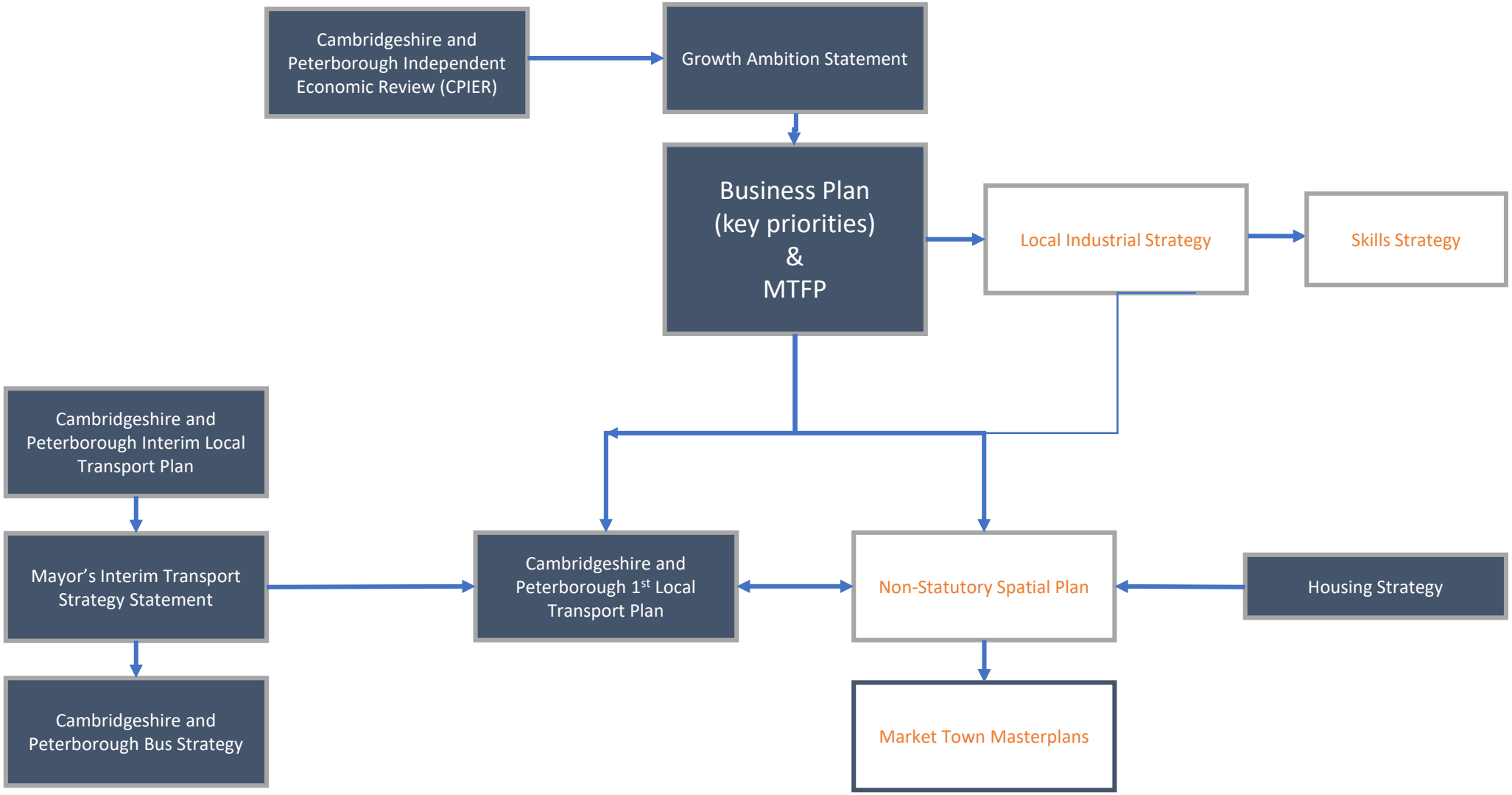

Advantages of Committees

- Sharing volume of work for Leaders
- Allowing Leaders to have strategic focus
- Increasing profile of CPCA amongst constituent councils
- Increasing understanding of CPCA amongst constituent councils
- Sharing of knowledge and regional issues
- Improving cross boundary co-operation
- Bringing in additional member expertise to CPCA in key areas
- Decreasing frequency of Board meetings

Proposals for committees & lead members

Three executive committees:

- Transport & Infrastructure
- Housing & Communities
- Skills

Chair of each committee to act as lead member

Lead member roles

- Governance & policy
- Finance
- Spatial planning
- Economic growth

Committees: key delegated powers

- Responsible for projects identified within the business plan & budget framework
- Approve commissioning of delivery partners
- Approve staged release of budget (within Board approved allocation)
- Monitor budget, performance and compliance with the Assurance Framework
- Develop and implement key strategies (policy framework) for Board to approve
- Approve all other policies

Transport & Infrastructure Committee

Recommend	• Local Transport Plan (policy framework) for approval by Board
Recommend	• OBC's within key priorities for Board approval e.g CAM, Soham station, Kings Dyke
Approve	• feasibility studies within the Business Plan e.g. A505 study, regeneration of Fenland Stations
Appoint	• consultants to carry out feasibility studies
Approve	• release of funding for consultants to conduct feasibility studies
Monitor	• delivery of projects approved by the Board or Committee
Monitor	• use of transport levy by CCC and PCC
Decide	• bus subsidies
Approve	• climate change policies

Housing & Communities

Recommend	changes to Housing Strategy to Board
Approve	grants for affordable housing providers
Monitor	delivery of £70M affordable housing funding by Cambridge City Council
Act	Accountable Body for the release of Housing Infrastructure Funding (CNFE)
Approve	policies within their remit e.g. community land trusts, £100K home, land value capture, garden village development
Appoint	consultants, monitor delivery and release funding in accordance with the budget approved by the Board
Monitor	delivery of the Connecting Cambridgeshire Project
Consider	opportunities to enhance culture and tourism

Skills

Recommend	Skills Strategy (policy framework) for approval by Board
Recommend	OBC's within key priorities for Board approval e.g Peterborough University
Approve	appointment, budget and monitor delivery of the Adult Education programme
Appoint	consultants and approve release of funding within approved budget
Monitor	delivery of Peterborough University
Oversee	work of the Employment and Skills Board
Monitor	delivery of the Health & Care Sector Work Academy, the Work and Health Programme and the Opportunity Area Programe

Relationship between Board & Committees

Board retains strategic control of committees through

- Business plan / budget
- policy framework

Committees can only act to deliver the business plan, within agreed budget and the agreed policy framework

Board reviews Forward Plan at each meeting (majority)

Referral up by the Committees (majority)

Board members have representative at each Committee

Board call-in

And

Overview and Scrutiny call in arrangements

Relationship between CPCA and Business Board

Accountable Body

- Audits the financial affairs of the Business Board (LGF)
- Audits the governance of the Business Board (including the annual delivery plan)

Delegates

- responsibility for development of the Local Industrial Strategy and Market Town Masterplans

Works in partnership

- To deliver growth through single strategic framework
- To develop the Skills strategy and skills advisory programme
- To agree local area agreements with neighbouring LEPs
- Under a joint Assurance Framework

Lead members

CPCA is not a Cabinet, no executive portfolio holders, no individual decision making

Always act in the best interests of the CPCA i.e whole area, NOT as a representative of individual council

Lead member for their subject areas

Works with the Mayor to develop the strategies and policies for their subject area

Presents recommendations to Board

Chairs Committee or Commission where relevant

Provides guidance to officers in policy development

At the request of the Mayor, represents the CPCA at local or regional events

Lead members & lead officers

- Lead officers are the Chief Executives and Directors of CPCA and Business Board
- Lead officers are responsible to a lead member for development of reports and recommendations
- Advise lead members on development of proposals within budget, business plan and key strategies
- Attend Leaders Strategy meetings to present developing proposals
- Attend Board to answer questions of technical merit, not policy

Role of co-optees

ADVISORS IN KEY PUBLIC SECTORS ACROSS GEOGRAPHY OF CPCA

ATTEND BOARD AS NON-VOTING MEMBERS

OPEN INVITE TO COMMITTEE MEETINGS AS NON-VOTING MEMBERS

PART OF THE LEADERS STRATEGY GROUP MEETINGS

CONSULTEES FOR PUBLIC SECTOR REFORM COMMISSION

Ancillary issues

Public questions

- Rules to prevent duplication of questions to Committees and Board
- Questions are directed to the decision making body
- Streamlining questions from Overview and Scrutiny to CPCA Board

Appointments to Committees

- Appointments to Board are by constituent councils
- Appointments to Committees are by Board (or delegation to MO)

Ancillary (2)

Committees

- Membership: 7 (plus additional seat where Mayor or Deputy is chair)
- Deputy has weighted voting right of Mayor (veto)
- Other members carry their weighted voting rights
- Meetings: bi-monthly for Board and Committee meetings
- Committees to occur 2-3 weeks before Board (referral up)
- Provisions for deadlock (referral to CA Board)
- Co-optees – open invitation

Delegations to officers

Officer decisions are limited to

- Individual delegations from Board
- Constitutional rules

Member led authority: limited officer decision making

All officer decisions are recorded in an open register

Contract Rules and Financial Regulations apply

Limited CEX delegations

Directors as authorised signatories

CAMBRIDGESHIRE AND PETERBOROUGH COMBINED AUTHORITY MEETING CARD - 2019/20

		2019								2020				
MEETING	TIME	May	Jun	Jul	Aug	Sept	Oct	Nov	Dec	Jan	Feb	Mar	Apr	May
Directors Meetings														
Combined Authority Board	10.30 am		26	31		25	[30]	27	[18]	29	[26]	25	[29]	
Annual Combined Authority Board	10.30 am	29												27
Committees														
Transport and Infrastructure	10.00 am		26				9	8		8		6	29 (PM)	
Skills	10.00 am			10			2	11		13		9	27	
Housing and Communities	14.00 pm			10			9	11		13		9	27	
Overview and Scrutiny	11.00 am	31 (14.00pm)	24	29		23	28	25	16	27	24	23	27	
Audit and Governance	10.00 am	[31]	14	19		27			13			27		[26]
Employment Committee (unscheduled)														
Business Board	14.30 pm	28		22		23		25		27		23		26
Other Bodies														
Fire Authority			20					7			5			
Cambridgeshire Public Service Board	9.30 - 12.00	17	14	12	16	13	11	15	13					
GCP Joint Assembly	14.00 pm		6			12		21						
GCP Executive Board	16.00 pm		27				3		12					
Cambridgeshire CC Full Council	10.30 am	14		23			15		10		11 [14]	17		12
Cambridge City Council Full Council	18.00 pm	23 (11 am)		18			17				20		9	21 (11am)
East Cambridgeshire DC Full Council	18.00 pm	30		18			17			[16]	20		16	21
Fenland DC Full Council	16.00 pm	23		18		19		7	12		20			14
Huntingdonshire DC Full Council	19.00 pm	15		24			16		18		26			
Peterborough CC Full Council	18.30 pm	20		24			16		18	22		4		
South Cambridgshire DC Full Council	14.00 pm	16		18		26								
Conferences														
Conservative Party Annual Conference						29 -	2							
Labour Party Annual Conference						22 - 25								
Liberal Democrat Annual Conference						14 - 17								

Board meets Bi Monthly on a Wednesday
Overview and Scrutiny to meet the Monday before the Board
CA leader Strategy meetings - twice monthly Wednesday meetings
Audit and Governance Committee to meet 4 times a year on a Friday usually the same week as O&S (must meet by end of June and end of September to sign off accounts and have a reserve meeting in May
Business Board last Monday every other month before CA Board
Transport, Housing and Skills Committees Bi Monthly
CPSB Meeting are on Fridays
[ ] Reserve dates
* To discuss budget only

Information correct at time of publication. Dates in brackets [ ] are reserves and may not be needed; dates in italics are provisional.

Bank Holi	2019
May Day	06-May
Spring BH	27-May
Summer B	26-Aug
Christmas	25-Dec
Boxing Day	26-Dec
Bank Holi	2020
New Years	01-Jan
Good Frida	10-Apr
Easter Mor	13-Apr
May Day	04-May
Spring BH	25-May

CAMBRIDGESHIRE
& PETERBOROUGH
COMBINED AUTHORITY

OVERVIEW AND SCRUTINY COMMITTEE	AGENDA ITEM No: 11
23rd September 2019	PUBLIC REPORT

OVERVIEW AND SCRUTINY WORK PROGRAMME

1.0 PURPOSE

1.1 To provide the Committee with the draft work programme for the Overview & Scrutiny Committee for 2019/20 municipal year and to ask the committee to comment and make suggestions.

RECOMMENDATION	
Lead Officer:	**Dermot Pearson, Interim Head of Legal Services**
That the Committee discuss items that they would like to be added to the work programme for the Overview & Scrutiny Committee for the 2019/20 municipal year attached at Appendix 1.	

2.0 BACKGROUND

2.1 In accordance with the Constitution, the Overview & Scrutiny Committee is responsible for setting its own work programme.

2.2 A draft work programme which shows the items to be considered over the forthcoming year is attached at Appendix 1.

2.3 Members of the Committee are asked to consider and discuss the role of the Overview and Scrutiny Committee and the prioritisation of work to be included on their work programme, paying due regard to the resources available to them for the next municipal year.

3.0 APPENDICES

3.1 Appendix 1 – Work Programme.

Meeting Date	Item	COMMENTS
29th July 21019, Fenland District Council	**Pre-meet update** The Committee asked that the previous Vice-Chair of the Committee be invited to the next Overview and Scrutiny Committee pre-meet to update members on the work that he had accomplished in relation to the CAM metro	
	Minutes Committee to approve the minutes for accuracy from the last meeting.	
	Public Questions Committee to receive any questions received from members of the public in line with the public question scheme set out in the Combined Authority constitution.	
	Combined Authority Forward Plan Standing item where the Committee can review the Combined Authority's Forward Plan and identify any relevant items for inclusion within their work programme.	
	Member Update on Combined Authority Activity Members allocated to each theme covering the work of the Combined Authority to provide an update to the committee.	

Meeting Date	Item	COMMENTS
23rd September 2019, Huntingdonshire District Council	**Minutes** Committee to approve the minutes for accuracy from the last meeting.	
	Public Questions Committee to receive any questions received from members of the public in line with the public question scheme set out in the Combined Authority constitution.	
	Governance Review Kim Sawyer (CEO) to update the Committee on the Governance Review re new Executive Committees to be discussed at September CA Board.	
	Mayor of the Combined Authority Mayor James Palmer to attend to respond to questions submitted from the committee.	
	Budget Update report Committee to receive a budget update report	
	Project Register Committee to receive quarterly report on the project register.	
	Combined Authority Forward Plan Standing item where the Committee can review the Combined Authority's Forward Plan and identify any relevant items for inclusion within their work programme.	

	Member Update on Combined Authority Activity Members allocated to each theme covering the work of the Combined Authority to provide an update to the committee	
Meeting Date	**Item**	**COMMENTS**
28th October 2019, Peterborough City Council	**Minutes** Committee to approve the minutes for accuracy from the last meeting.	
	Public Questions Committee to receive any questions received from members of the public in line with the public question scheme set out in the Combined Authority constitution.	
	Update from the Task and Finish Groups Chair of TFG to update the Committee members.	
	Combined Authority Forward Plan Standing item where the Committee can review the Combined Authority's Forward Plan and identify any relevant items for inclusion within their work programme.	
	Member Update on Combined Authority Activity Members allocated to each theme covering the work of the Combined Authority to provide an update to the committee	
Meeting Date	**Item**	**COMMENTS**

25th November 2019, Huntingdonshire District Council	**Minutes** Committee to approve the minutes for accuracy from the last meeting.	
	Public Questions Committee to receive any questions received from members of the public in line with the public question scheme set out in the Combined Authority constitution.	
	Affordable Housing Update Committee requested an update on the progress of development of Affordable Housing following the meeting on the 24th June 2019.	
	Combined Authority Forward Plan Standing item where the Committee can review the Combined Authority's Forward Plan and identify any relevant items for inclusion within their work programme.	
	Member Update on Combined Authority Activity Members allocated to each theme covering the work of the Combined Authority to provide an update to the committee	